DO NOT SCALE FROM THIS DRAWING.

Dimensions to be checked on site prior to any ordering, fabrication or construction.

This drawing is schematic only.

0 1 2 3 4 5m

Scale 1:100

North



NE Elevation



SE Elevation



SW Elevation

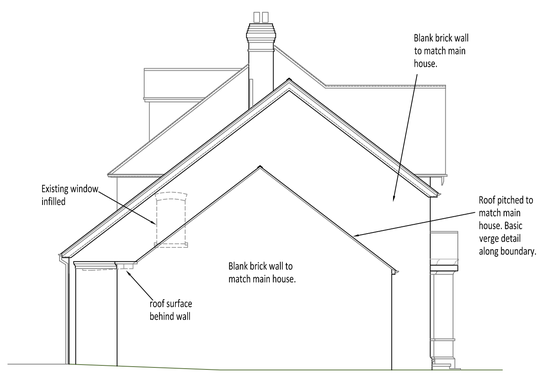

NW Elevation

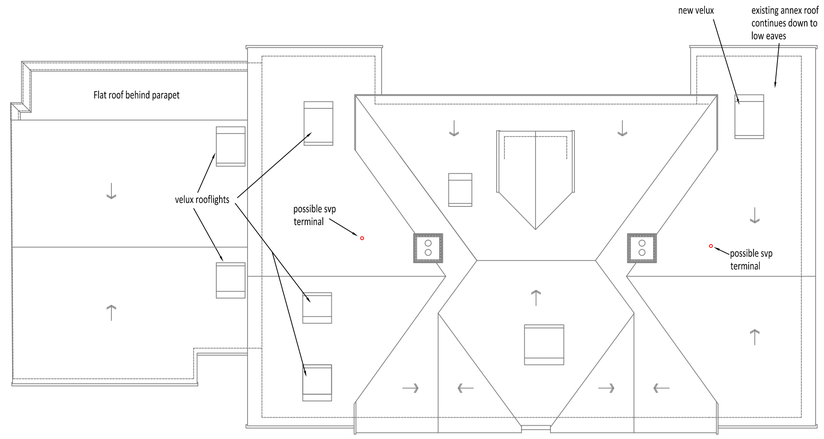

Roof Plan 1:100

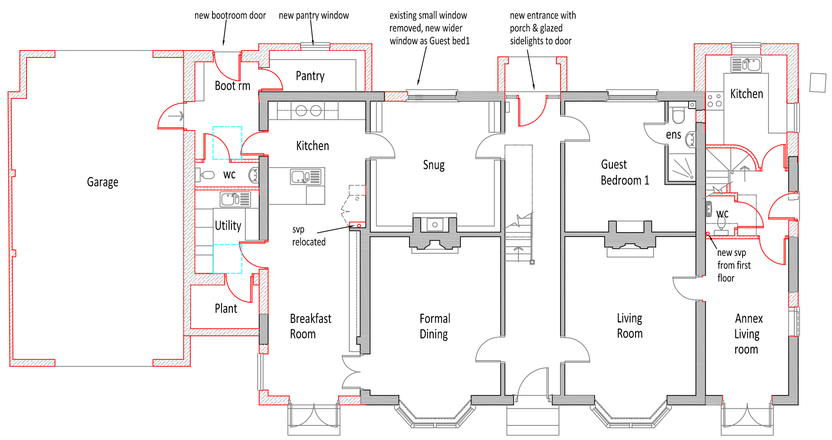

Ground Plan 1:100

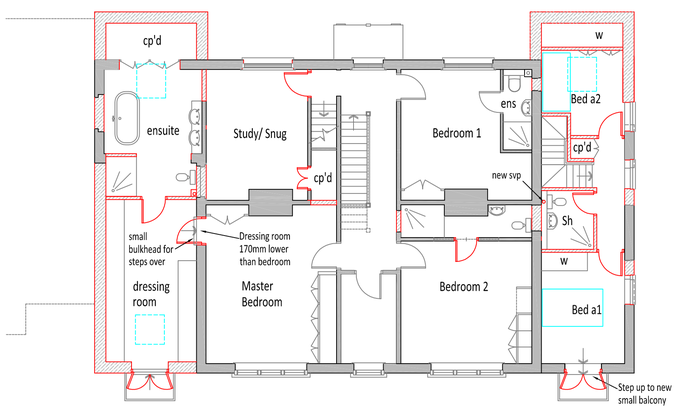

First Floor Plan 1:100

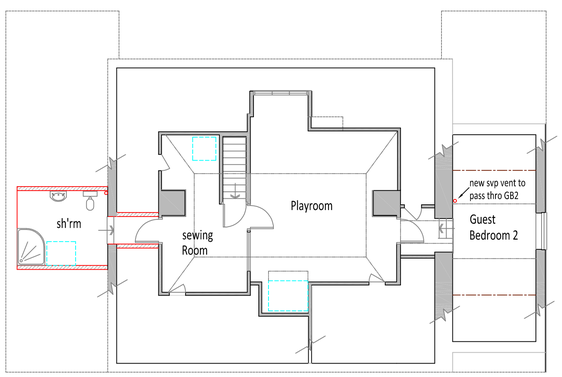

Second Floor Plan 1:100

Rev D 24-07-23 Minor amends/ veluxes.

Rev C 17-07-23 Minor amends to garage, hatching & notes added.

Rev B 28-06-23 SE elev windows adjusted.

Rev A 22-05-23 Balcony doors chg to open outwards.

Rev notes:

Client: Mr. & Mrs. Shapland
43 Hulse Road
Salisbury, SP1 3LU

Project: Extensions & Alterations to layout

Drawing Title: Proposals

Drawing no: 2301-07 Rev: D

Scale: 1:100 @ A1

Date: 21-5-23

carole tracey ARCHITECT BA (Hons) Dip Arch arb AECB

e: carole-tracey@live.com www.caroletracey.com m: 07815 154914