

Proposed North East Elevation
(Scale 1:100)

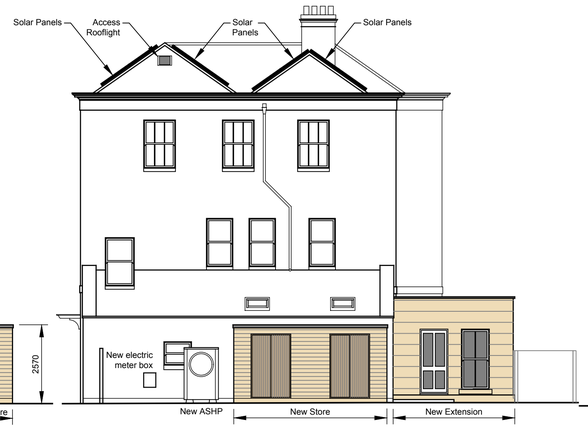

Proposed North West Elevation
(Scale 1:100)

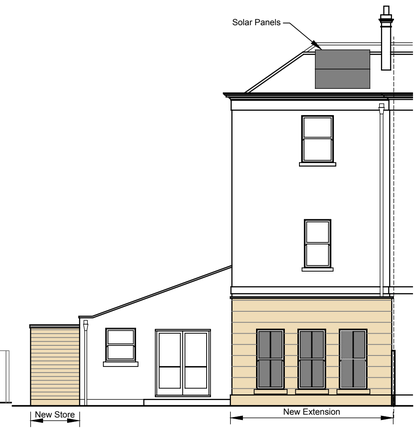

Proposed South West Elevation
(Scale 1:100)

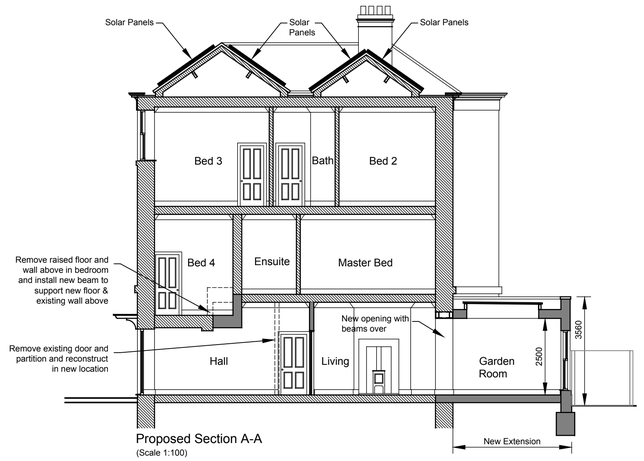

Proposed Section A-A
(Scale 1:100)

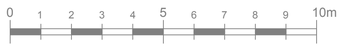

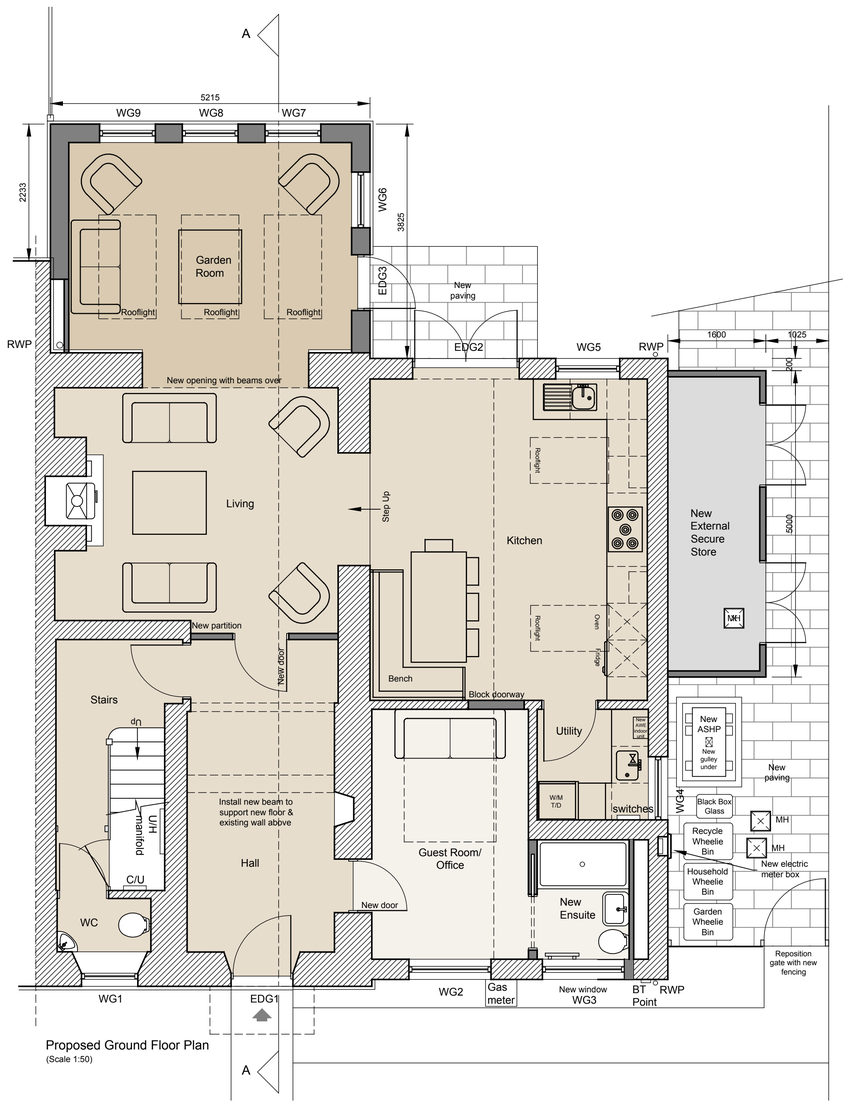

Proposed Ground Floor Plan
(Scale 1:50)

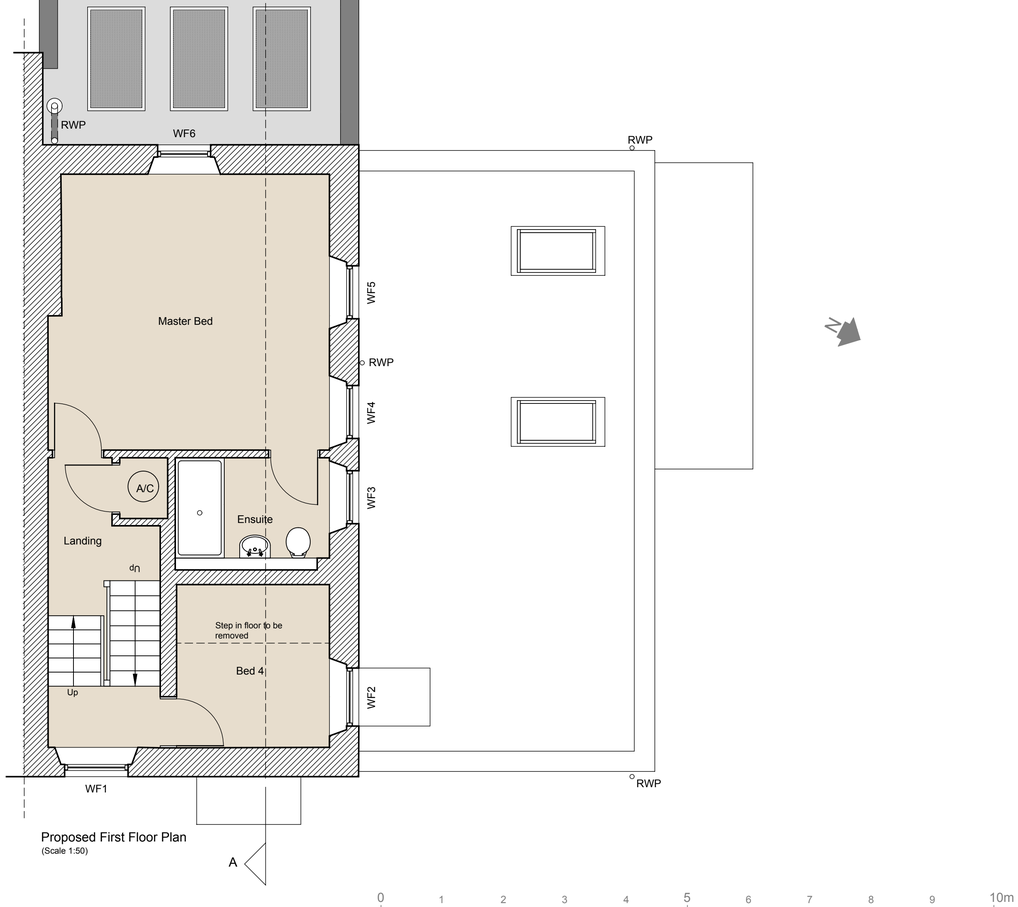

Proposed First Floor Plan
(Scale 1:50)



General Notes

This drawing is copyright. It may not be reproduced or disclosed either wholly or in part without written consent from DALE ROBERTS DESIGN.
All dimensions are to be checked on site prior to commencement of work.
Figured dimensions are to be taken in preference to scaled dimensions.
If in doubt ask DALE ROBERTS DESIGN.
This drawing could be subject to a Planning / Building Regulations application and should this be the case all works undertaken prior to approval are at the contractors / clients risk.

This drawing has received Planning approval dated:

This drawing has received Building Regulations approval dated:

External Materials Schedule:

Walls:
Walls to extension to be Bath Stone Ashlar

Store room walls to be horizontal timber cladding

Windows & Doors:
Windows and doors to be double glazed timber painted white

Roof windows to be double glazed aluminium frames painted dark grey

Roof:
Extension and External Store flat roofs to be grey single ply membrane

No.	Revisions	Date
A	NE Elevation updated to show ASHP, FF plan updated with survey	LAR 06/07/23

Client
HJ COLSTON

Project
PROPOSED EXTENSION
4 MANOR GARDENS
BRADFORD ON AVON
BA15 1FR

Drawing Title
PROPOSED GF & FF PLANS
ELEVATIONS & SECTION

DALE ROBERTS DESIGN
ARCHITECTURAL SERVICES

The Studio
22 Brickley Lane
Devizes
Wiltshire
SN10 3BQ

T 01380 819900
E info@drdesigns.co.uk
W www.drdesigns.co.uk

Scale 1:50,1:100@A1 Date MAY 23
Drawn LAR Checked
Drawing No. 23004 / P100A