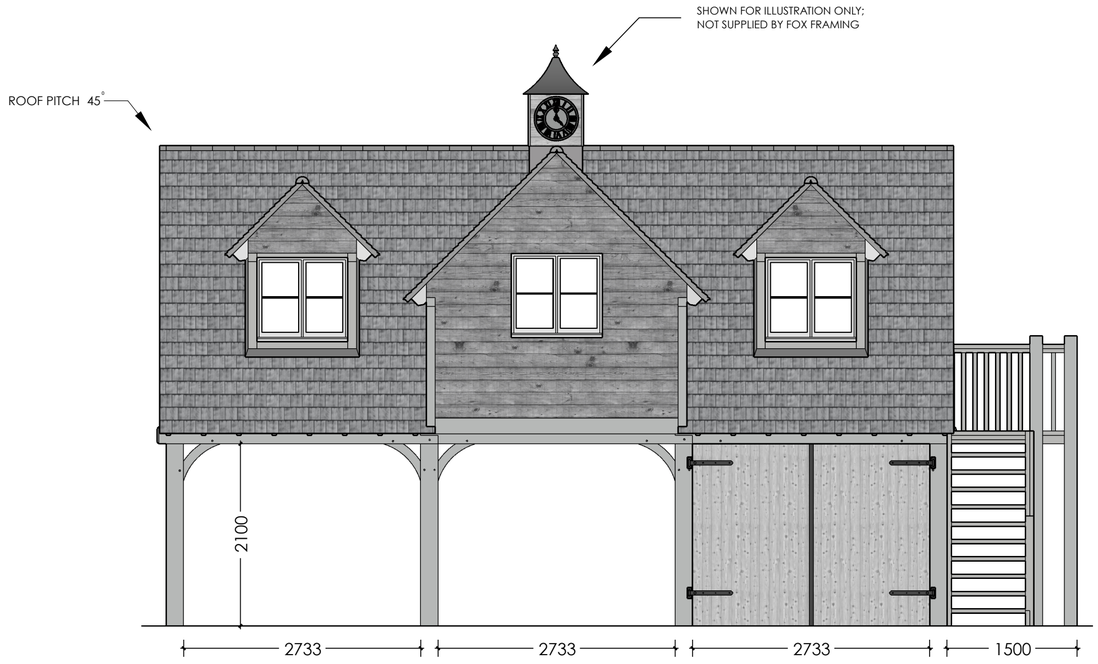

FRONT ELEVATION

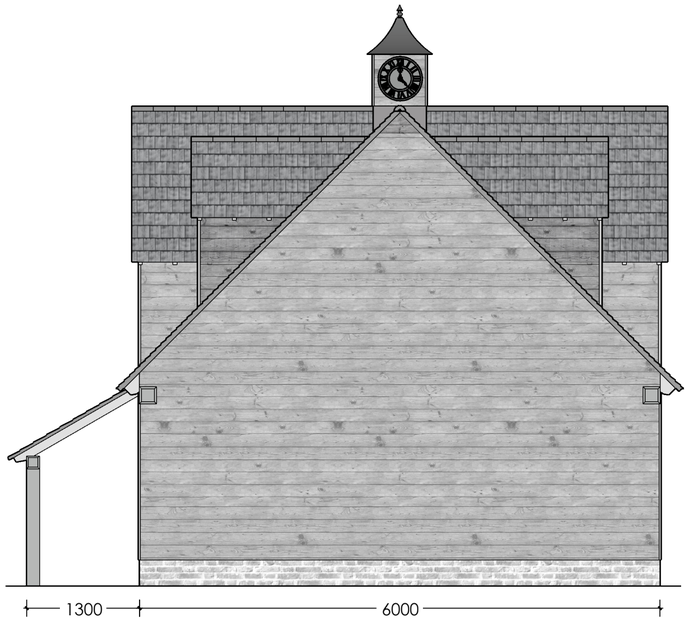

LEFT ELEVATION



REAR ELEVATION

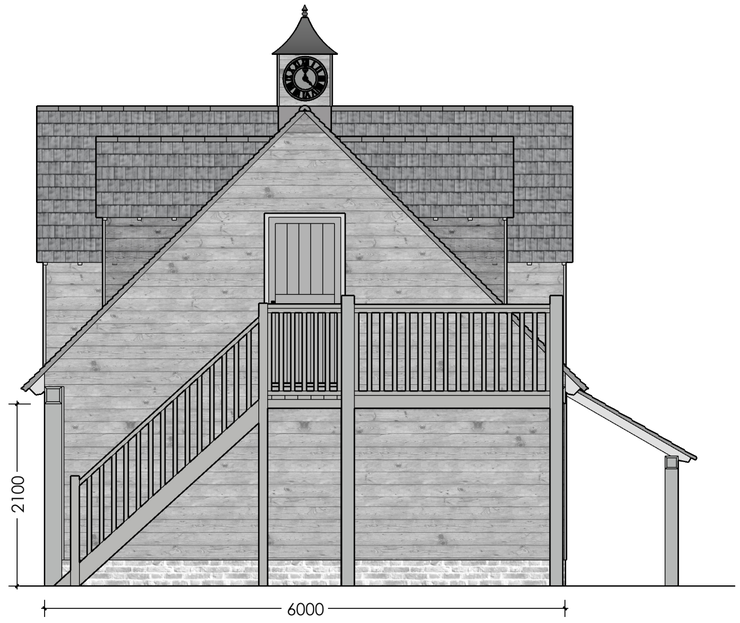

RIGHT ELEVATION

1 2 3 4 5m

SCALE BAR 1:50

FOX FRAMING
07716 825217
oscar@foxframing.co.uk

PLEASE NOTE:

FOUNDATION SPEC

TO BE CONFIRMED BY GROUND WORKS CONTRACTOR OR STRUCTURAL ENGINEER

BRICKWORK SPEC:

300MM HIGH (4 COURSES)

TWIN SKIN 225MM WIDE

PLEASE NOTE: BRICKWORK NEEDS TO SIT ON TOP OF THE FINISHED CONCRETE SLAB

FRAME INFORMATION:

12M WIDE x 6M DEEP FOUR BAY FULL HEIGHT FRAME

200 X 200MM FRONT & REAR ELEVATION POSTS/BEAMS

150 x 150MM SIDE/TIE BEAM SUPPORT POSTS

CLEARANCE UNDER THE MAIN BEAM TO BE 2.1M

45 DEGREE GABLE ENDED ROOF

ROOF RAFTERS & STUDWORK TO BE POSITIONED @ 400MM CENTRES

WEATHERBOARD TO BE FIXED WITH A 35MM OVERLAP

PLEASE SEE ***WWW.FOXFRAMING.CO.UK*** FOR FULL TERMS, CONDITIONS & SPECIFICATIONS RELATING TO FRAME MANUFACTURE & ASSOCIATED GROUND WORKS

DO NOT SCALE FROM THIS DRAWING EXCEPT FOR PLANNING PURPOSES

NOT FOR CONSTRUCTION

© FOX FRAMING DIMENSIONS IN MILLIMETRES PRINT AT A2

Rev No:	Revision:	Date:

LOCATION:	**CLIENT:** J MULLENS	**REV:**	**SCALE:** 1:50 @ A2
	DRAWING No: JM/004		DATE: 11.07.23
DRAWING TYPE: PLANNING	**DRAWING NAME:** THREE BAY 9 x 6m FULL HEIGHT FRAME; ELEVATIONS		