(DBA) Technical Services Ltd. >)))))





****-SPECIFICATION SHEET-****
CYLINDRICAL TYPE SILENCERS (CDA & CDAP RANGE)

The **CDA** range of cylindrical type silencers comprise as standard our **CDA & CDAP** type, the **CDA** being a straight through silencer and the **CDAP** type having a central acoustic pod section.
The respective standard module sizes are.....

CDA: Module lengths of **1D** and **2D** as standard.

CDAP: Module lengths of **1D** and **2D** as standard.

Alternative non-standard lengths are available for special applications, please consult (DBA) Technical Services Ltd. for details.

For acoustic performance data and flow related resistances etc please consult the respective silencer standard technical data sheets.

All silencers are manufactured from pre-galvanised mild steel sheet throughout comprising not less than 22swg (0.8mm) to form the outer skin and not less than 22swg (0.8mm) perforated to form the inner skin. However the acoustic pod hemispherical leading edge on the **CDAP** type silencer is **aluminium**.

The main standard method of construction for the **CDA & CDAP** range of silencer/s is folded and lockformed seams with the additional use of steel pop rivets. All folded seams are fully sealed during manufacture using a suitable ductwork mastic type sealing compound.
However it should be noted that our standard range of silencers are not certified as gas tight.
For gas tight or high pressure applications, please consult with (DBA) Technical Services Ltd.
We do not recommend that the standard construction silencer is used in systems with an internal positive pressure above **2000pa**.
The standard construction silencer/s are designed for indoor application only, if the silencers are to be located outdoors please state at the time of order, additional sealing methods will be adopted at a nominal increase to the standard price.

(CDA & CDAP RANGE) cont'd....

As an option the silencers can also be supplied with an external and or internal paint finish to suit the clients specific requirements, the relative cost/s will be commensurate with the intricacy of the painting specification requested.
In addition to the standard pre-galvanised sheet steel construction, the silencers can also be supplied in stainless steel and fully welded mild steel either painted or hot dip galvanised or both, costs will be provided upon request.

The acoustic media (as standard) is Inert, Non-combustible, Non-hygroscopic and vermin proof mineral wool with a minimum superficial density of 45kg/m³ packed under 10% compression and faced with a suitable scrim cloth to prevent particle migration. In applications where additional low frequency attenuation is required, the density of the acoustic media can be increased. Please consult with (DBA) Technical Services Ltd. additional costs will apply.

The standard silencers are supplied with threaded inserts at each end, the drilling detailed can either comprise our own standard or **(at no additional cost)**, the clients own detail.
The **CDA & CDAP** silencers can also be supplied with spigot connections (instead of threaded inserts) at no extra cost. Ring type flanges can be fitted, however there will be an additional cost for this, please consult (DBA) Technical Services Ltd.

OPTIONS:

1: Silencers can be supplied with the acoustic media lined with an impervious membrane at no additional cost (ie Melinex or similar). However it should be noted that the inclusion of such a membrane will significantly reduced the standard insertion loss capabilities of the silencer/s, if in doubt please consult with **(DBA) Technical Services Ltd.**

2: As a result of using class 'O' fire rated acoustic media within the construction of the standard silencer/s, our standard silencer/s, are suitable for use within smoke extract systems provided that they are discarded following a fire situation.
However please note: Smoke extract application must be stated at the time of order.

(DBA) Technical Services Ltd. >)))))





STANDARD CIRCULAR SILENCER INSERTION LOSS DATA

@ +20oC and 5m/sec FACE VELOCITY

			OCTAVE BAND CENTRE FREQUENCIES (Hz)							
SILENCER SIZE	**CODE**	**P.A**	**63**	**125**	**250**	**500**	**1K**	**2K**	**4K**	**8K**
200-550 dia	**CDA.1D**	ALL	2	4	6	10	14	10	7	8
	CDA.2D	A	4	8	13	17	23	17	12	11
		B	4	8	12	17	23	17	12	10
		C	4	7	10	15	19	16	12	9
	CDAP.1D	A	4	6	8	12	21	21	18	15
		B	4	6	8	11	18	19	17	14
		C	4	6	8	11	14	16	11	10
	CDAP.2D	A	7	10	12	24	29	29	27	23
		B	7	10	12	21	26	26	24	22
		C	7	10	11	18	21	20	17	15
600-800 dia	**CDA.1D**	ALL	3	4	9	15	15	8	7	6
	CDA.2D	A	6	8	13	22	23	14	13	9
		B	6	8	13	22	22	13	12	9
		C	6	8	12	20	18	13	11	9
	CDAP.1D	A	4	6	8	17	25	21	18	11
		B	4	6	8	17	23	20	18	10
		C	4	6	8	16	18	16	13	10
	CDAP.2D	A	8	11	16	30	35	31	29	22
		B	8	11	16	27	32	31	29	19
		C	8	11	16	24	23	22	21	17
1000-1500 dia	**CDA.1D**	ALL	3	4	9	14	13	7	7	6
	CDA.2D	A	6	8	14	22	20	13	12	9
		B	6	8	13	21	18	12	11	9
		C	6	8	12	19	16	11	10	7
	CDAP.1D	A	4	6	11	21	20	16	13	11
		B	4	6	11	20	18	15	13	11
		C	4	6	11	17	16	14	12	10
	CDAP.2D	A	8	11	18	30	32	30	24	16
		B	8	11	18	26	27	26	22	16
		C	8	11	18	21	20	22	20	16
1600-2000 dia	**CDA.1D**	ALL	4	5	10	14	11	6	6	5
	CDA.2D	A	8	9	14	19	18	12	11	9
		B	8	9	14	19	17	11	10	9
		C	8	9	13	18	14	10	9	8
	CDAP.1D	A	5	7	12	21	20	13	12	9
		B	5	7	12	19	18	13	11	9
		C	5	7	12	15	16	12	10	8
	CDAP.2D	A	10	14	21	26	29	28	18	15
		B	10	14	21	25	27	25	16	14
		C	10	14	21	21	20	20	15	14

P.A = Fan Impeller Pitch Angle.
A = upto 12 degrees
B = upto 20 degrees
C = upto 45 degrees

The Above Data Is Offered As Being Indicative Only
For Guaranteed Data (when applicable) Please Consult With (DBA) Technical Services Ltd.