New masonry wall with rendered finish 1.8m high to side and rear of garden

Existing hedge removed and replaced with new evergreen hedge to the back and side of the boundary

New garden room on concrete pad with external finish of timber cladding/composite boarding and roof finish of single ply membrane or bitumen

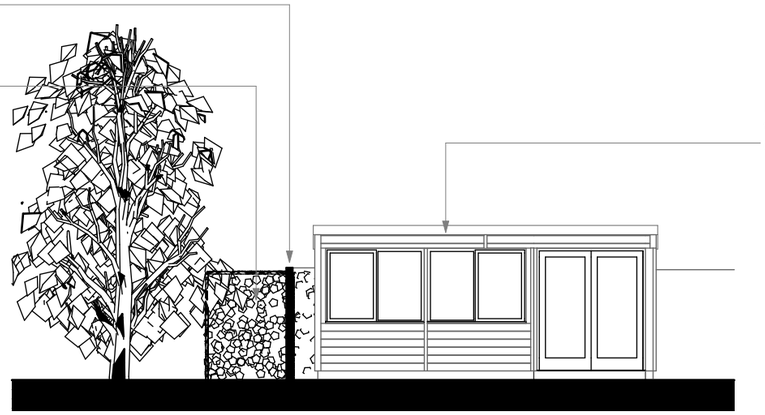

E-05 Northwest Elevation 1:100

New timber fence to separate front garden from back/side garden

Part of existing masonry wall removed so that side and back garden can connect to each other

New garden room on concrete pad with external finish of timber cladding/composite boarding and roof finish of single ply membrane or bitumen

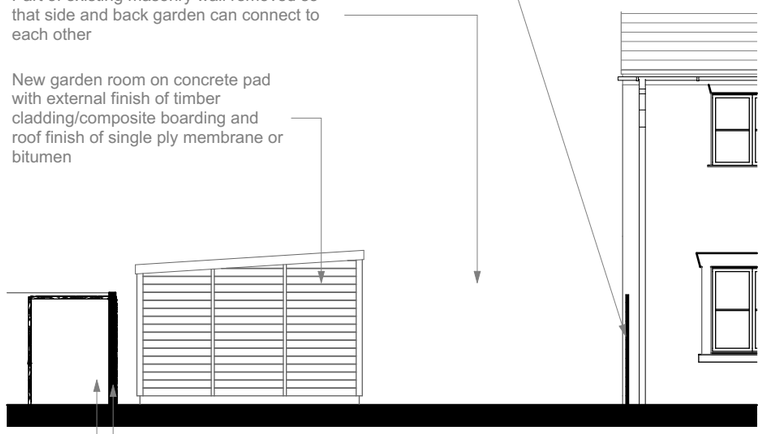

E-06 Northeast Elevation 1:100

New garden room on concrete pad with external finish of timber cladding/composite boarding and roof finish of single ply membrane or bitumen

New masonry wall with rendered finish 1.8m high to side and rear of garden

Existing hedge removed and replaced with new evergreen hedge to the back and side of the boundary

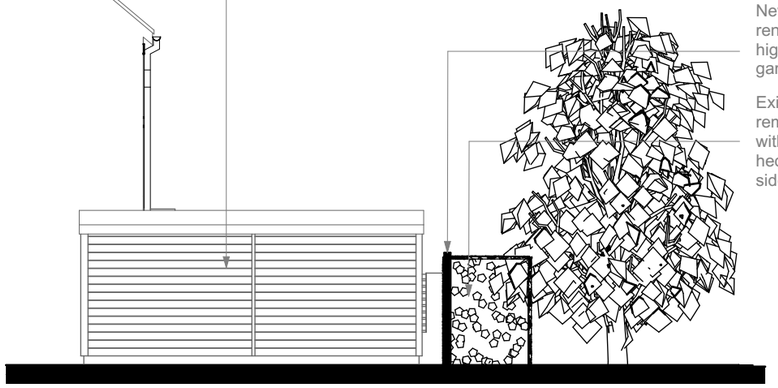

E-07 Southeast Elevation 1:100

New masonry wall with rendered finish 1.8m high to side and rear of garden

Existing hedge removed and replaced with new evergreen hedge to the back and side of the boundary

New masonry wall with rendered finish 1.8m high to side and rear of garden

Existing hedge removed and replaced with new evergreen hedge to the back and side of the boundary

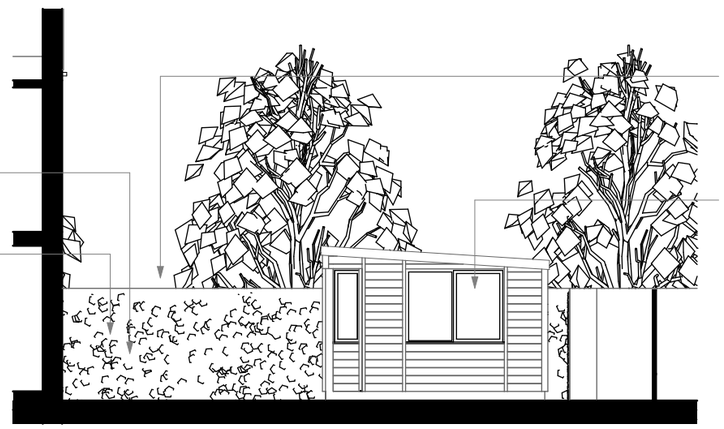

E-04 Southwest Elevation 1:100

Part of existing masonry wall removed so that side and back garden can connect to each other

New garden room on concrete pad with external finish of timber cladding/composite boarding and roof finish of single ply membrane or bitumen

0 1 2 3 4 5

Note:
All information shown on this drawing is to be used for planning or building regulation purposes only and not to be used in conjunction with any other submission or workstages including contract, working drawings, construction and as built purposes.

No responsibility is taken by Concept Drawing & Design Architects for any measurements taken of this drawing. All dimensions shown on this drawing must be checked on site by the project manager and/or contractor to ensure that they are accurate. Any dimensions that can not be achieved, the client, project manager and architect must be made aware immediately.

Concept Drawing and Design Architects have not surveyed the external landscape, or the boundary line, external ground levels, and position/size of adjoining buildings. This information, if shown on the drawings, are just a representation of what might be there. Concept Drawing and Design Architects take no responsibility for the accuracy of the information relating to these topics .

The Party Wall Act may apply if any of the following categories of building work apply:

1. Work on an existing wall or structure shared with another property.
2. Building a free standing wall or a wall of a building up to, near or astride the boundary with a neighbouring property.
3. Excavating near a neighbouring building.

It is the responsibility of the client/site owner to determine whether the act applies and if so notify all adjoining owners in accordance with the act. Further information can found on the communities and local government website.

PROJECT

2315 - 24 Nuthatch Road
Mr Barnfather

Calne
Wiltshire, SN11 9SB

Proposed Garden Room

DRAWING

Proposed Garden Room Elevations 1:100@A3

Drg No:2315.03.07
17/07/2023

CONCEPT DRAWING & DESIGN ARCHITECTS

Telephone: 07557505990

Email: concept@drawinganddesign.co.uk

Website: www.drawinganddesign.co.uk

You can also find us on Facebook and Twitter