


Scale 1:50



ROOF TILES TO REAR OF COTTAGE

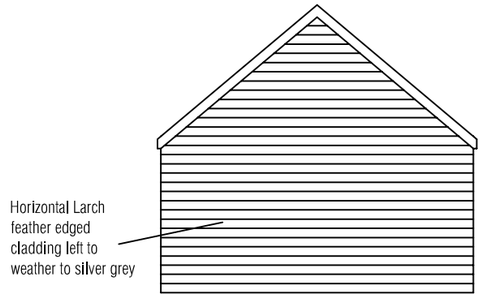


ELEVATION A, 1:100

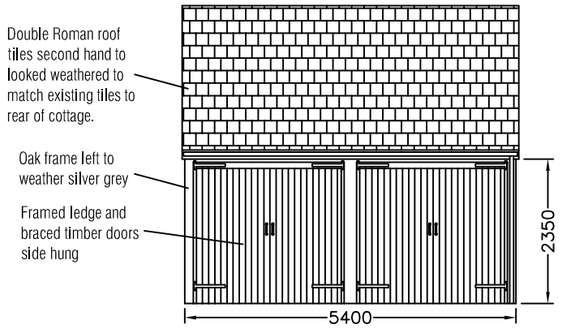


ELEVATION B, 1:100

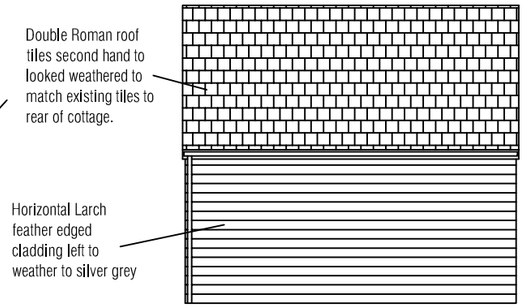


ELEVATION C, 1:100

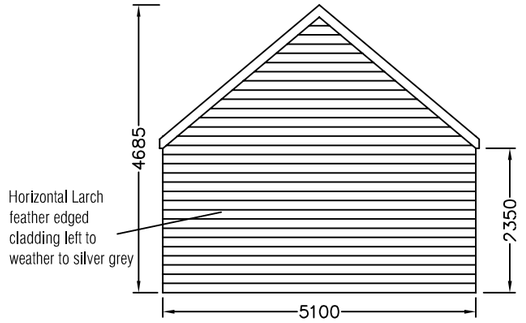


ELEVATION D, 1:100

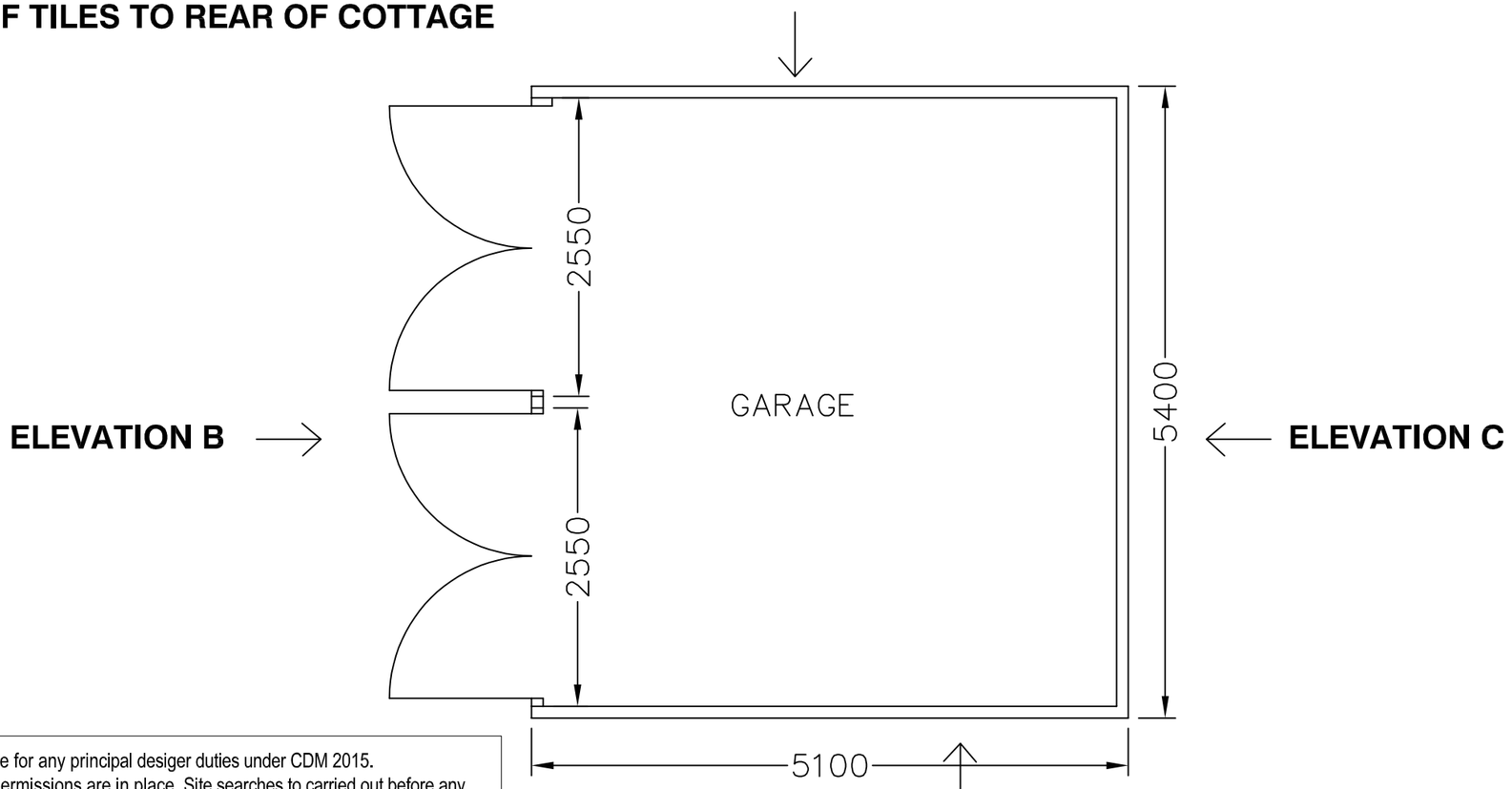


PROPOSED FLOOR PLAN, 1:50

## NOTES:

This drawing is not a working drawing, and is only for the purpose of the following:-

A- Planning Submission

The main contractor is responsible for Informing the lead designer of any discrepency on, or between, this drawing and any other relevant document.

All existing walls, foundations and lintels or other structural items are to be confirmed load bearing and adequate for increased loading where relevant prior to work commencing.

Any existing walls to be removed are to be confirmed non - loadbearing prior to removal.

Boundaries, angles, and dimensions are to be checked by the main contractor prior to work commencing.

Written dimesions only to be used from this drawing. If in doubt consult the lead designer for clarification.

Studio Charrette will not be responsible for any principal desiger duties under CDM 2015.
No site work is to be carried out until permissions are in place. Site searches to carried out before any works to site.
All structural elemental/associated calculations to be confirmed and provided by structural engineer.

**STUDIO CHARRETTE**
A: The Clubhouse, 50 Grosvenor Hill, London, W1K 3QT
W: www.studiocharrette.co.uk

**Client**

**Jason Guppy**

**Project Title**
**No 11 Bowden Hill, Lacock**
**SN15 2PW**

Drawing Title
Proposed new timber garage

Proposed plan and elevations

Drawing No.
SC / 23 / 71 - 202

Rev

Scale
1:50 and 1:100
@ A3

Date - May 2023

Created By
A Mc

Check By

| | |
|---|---|
| Planning | |
| Building Control | |
| Client | |
| Sketch | |
| Information | |

This drawing and the copyright, design rights and all other intellectual property rights in it belong to Studio Charrette Ltd. No licence or assignment of any such rights is granted hereunder. This drawing is not to be copied or divulged to a third party without written permission.