NOTES:-
1. CONSTRUCTION AS WILTSHIRE C.C. STANDARD DETAILS
2. DROP KERB UPSTAND SHALL BE 25mm UNLESS CROSSOVER IS ALSO DESIGNATED FOR PEDESTRIAN USE, IN WHICH CASE THE KERB SHALL BE FLUSH.
3. BACK OF FOOTWAY SHALL NOT BE DROPPED UNLESS CROSSFALL WOULD OTHERWISE BE EXCESSIVE.
4. BACK EDGING IS NOT TO BE USED AT THE BACK OF THE CROSSOVER USED BY VEHICLES. A 150 CHANNEL IS TO BE USED INSTEAD.
5. CROSSOVERS USED BY LARGE VEHICLES, THE `SPECIFIED WIDTH' OF THE DROP KERB IS GENERALLY TO BE W+0.5D, BUT SHOULD NOT EXCEED 12m.
6. GENERALLY THERE MUST BE NO KERBS, CHANNELS OR OTHER DEMARCATIONS INTERRUPTING THE LINE OF THE FOOTWAY AND THE SURFACING SHOULD VISUALLY MATCH THE FOOTWAY (FOR EXAMPLE, BLACKTOP FOOTWAY, CONCRETE OR CONCRETE PAVIORS IN SLAB FOOTWAYS). IN CASES WHERE VEHICLE USAGE IS HIGH, CONTRASTING MATERIALS MAY BE ACCEPTABLE AND/OR TACTILE PAVING MAY BE REQUIRED, IN WHICH CASE THE ENGINEERS ARE TO BE CONSULTED.

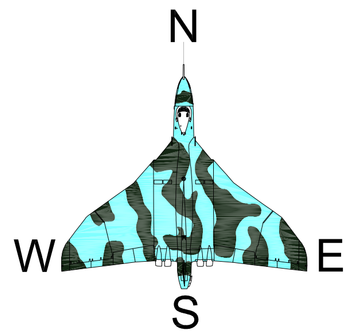

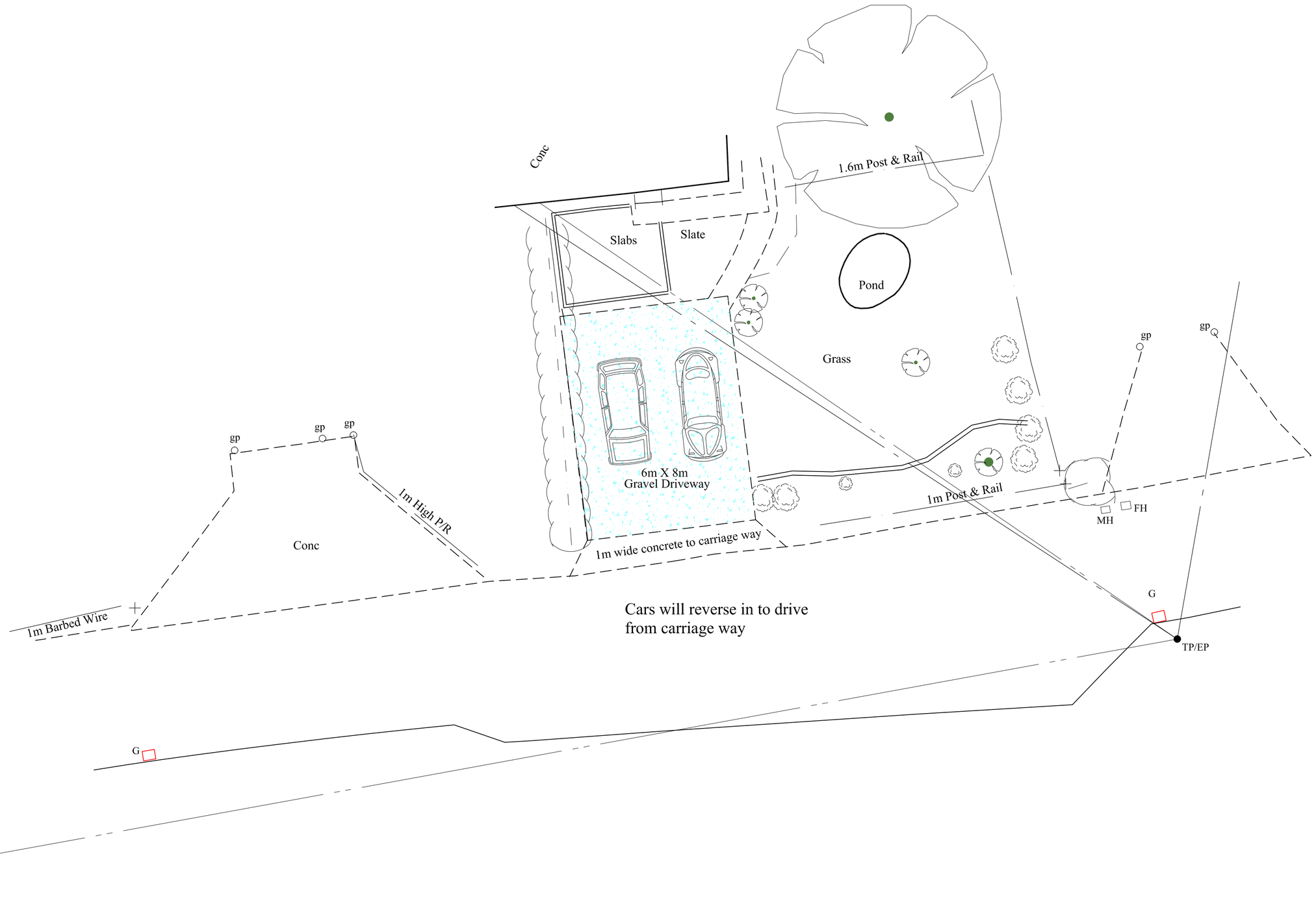

Key

AV	Air Valve	RS	Road Sign	Bank	
BL	Bollard	SC	Stop Cock	Building	
BM	Bench Mark	Str	Strainer	Kerb	
BP	Boundary Point	SV	Stop Valve	Foliage	
BT	British Telecom Cover	TL	Threshold Level	Hedge	
CATV	Cable Television Cover	TP	Telephone Pole	Pipe	
CL	Cover Level	WM	Water Meter	Verge	
EP	Electric Power Pole	WO	Wash Out	Wall	
EV	Eave Level	UTL	Unable To Lift	Track	
FH	Fire Hydrant	Fence Descriptions		Fence	
FL	Floor Level	B/W	Barbed Wire	Telephone	
FP	Fence Post	C/B	Close Board	Electric	
G	Gully	C/I	Corrugated Iron	Water line	
GP	Gate Post	C/L	Chain Link		
GV	Gas Valve	C/P	Chestnut Paling	Spread/Trunk Dia/Height	
IC	Inspection Chamber	C/W	Chicken Wire	Manhole	
IL	Invert Level	I/R	Iron Railings	SWS (Estimated Size From Surface)	150ø
KO	Kerb Outlet	P/R	Post & Rail	FWS (Estimated Size From Surface)	225ø
LC	Basement Light	P/W	Post & Wire	Grid Cross	
LP	Lamp Post		Rock Face		
M	Meter		Glass Roofed		
MH	Manhole Cover		Buildings & Walls		
MK	Marker		Double Gates		
MS	Milestone		Single Gate		
RG	Ridge Level				

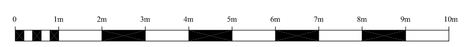

Scale 1 : 50

30 Years
BDS
Celebrating 30 Years 1993-2023

Building Design Surveys

(Building Design Surveys Ltd) www.bdscalne.com

Building Plans Drawn For Planning & Building Regulation Approval

NEW-BUILD . EXTENSIONS . REFURBISHMENT

C.A.D Design/Drafting	Architectural Services
Conveyance Plans	Building Surveys
Planning Consultants	Large format Printing & Scanning
3d Visualisation Plans	Photo Montage
Land & Building Surveying	3d Laser Scanning

The Studio . Milestone Cottage . 61 London Road . Calne
Wiltshire. SN11 0AA. Tel/Fax (01249) 816026
Email bds@pobox.com Mobile 07740 335693

Project Name:
No 2 New Cottages
Compton Bassett

Drawing Title:
Proposed Driveway
Proposed Block Plan

Client:
Mr & Mrs Heginbotham

Date:	Scale:		
May 2023	1:100 @ A1		
Drawn	Checked	Dwg No	Rev
P.J-S	G.H	BDS-04-23	

Notes:
Survey Grid based on OS
Levels based on OSGM-15

© copyright to this drawing remains with BDS Ltd

30 YEARS 1993-2023

Wessex Design House
wdh Member