THIS DRAWING IS COPYRIGHT
Contractor must take site sizes

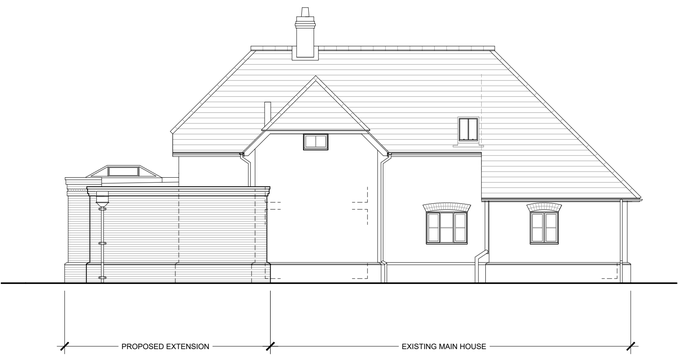

PROPOSED
NORTH EAST ELEVATION
SCALE 1:100

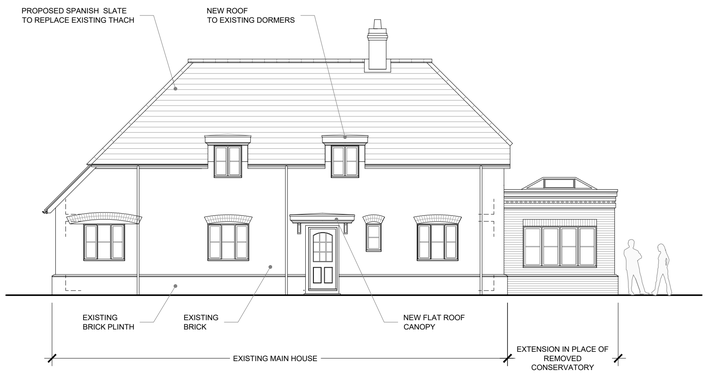

PROPOSED
SOUTH WEST ELEVATION
SCALE 1:100



PROPOSED
SOUTH EAST ELEVATION
SCALE 1:100



PROPOSED
NORTH WEST ELEVATION
SCALE 1:100

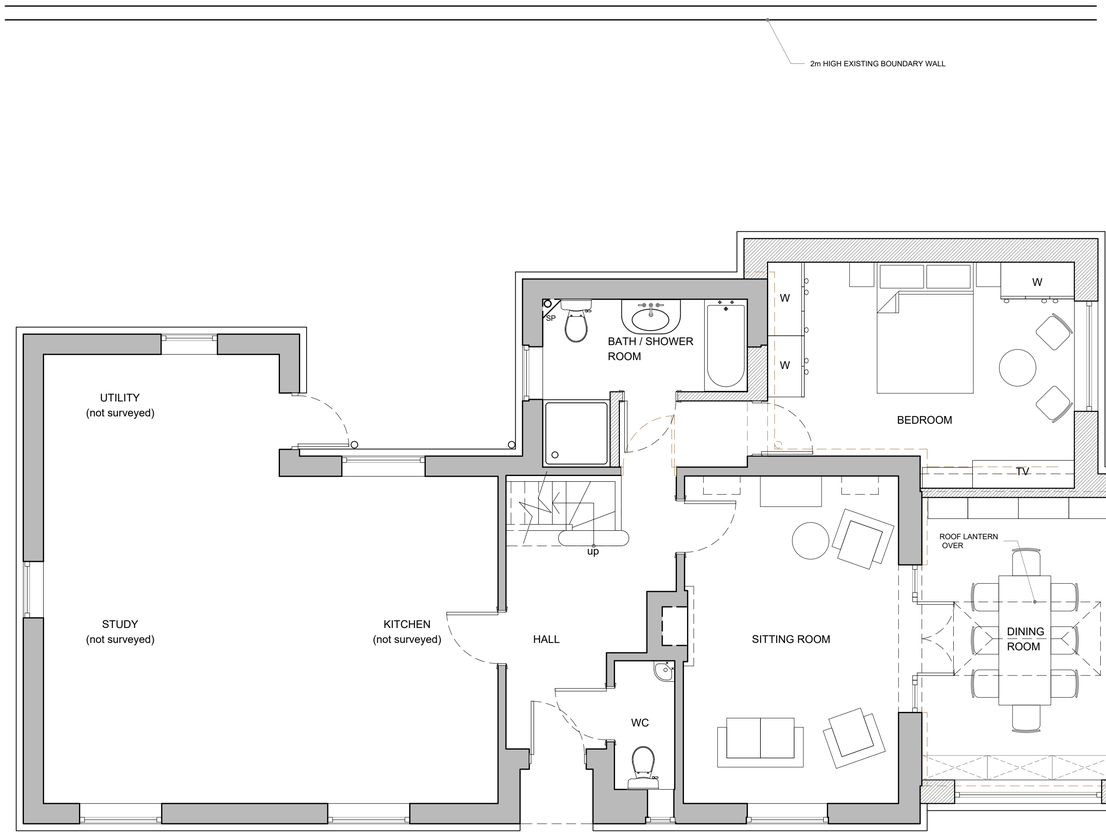

PROPOSED GROUND FLOOR PLAN
SCALE 1:50

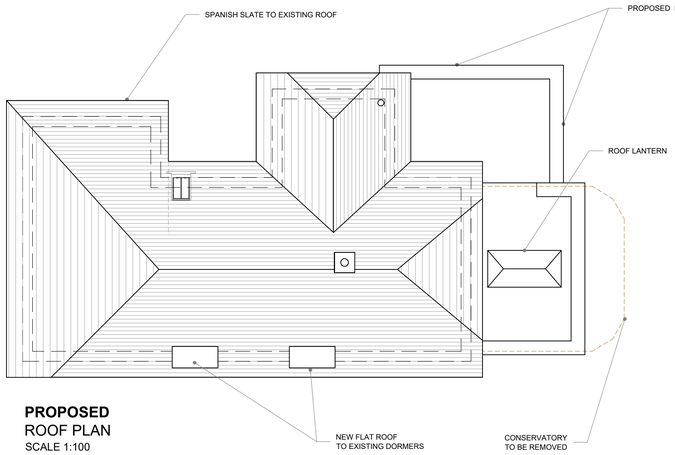

PROPOSED
ROOF PLAN
SCALE 1:100

KEY :

	EXISTING WALL
CL=2695	CEILING HEIGHT
WH=1820	WINDOW HEIGHT
WCL=880	WINDOW CILL HEIGHT
DP	DOWN PIPE
SP	SOIL PIPE
	TO BE REMOVED (wall, door)
	PROPOSED WALL

PROPOSED MATERIALS:

Walls: red multi clay brick to match existing

Windows: grey powder coated aluminium

Roof lantern: grey slim line aluminium

Roof main house: natural dark gray/black spanish slate with lead detailing.

Flat roof: (extension) Single Ply dark grey colour.

Rainwater goods: black cast metal

0 1m 2m 3m 4m 5m 6m
Scale bar (1:100)

0 1m 2m 3m
Scale bar (1:50)

Rev.	Date		Init
C	27/06/23	Materials schedule added.	EK
B	23/06/23	Planning issue.	EK
A	09/05/23	Post meeting amendments: Bedroom widen, window seats shown and dining room width adjust accordingly.	EK

CLIENT
MR J & MRS F de MORAVILLE
WEST END COTTAGE

PROJECT
ROOF FINISH CHANGE
NEW EXTENSION IN PLACE OF
REMOVED CONSERVATORY

DRAWING
PROPOSED GROUND FLOOR
PLAN AND ELEVATIONS

DRAWN:	Date:	Scale:
EK	20/04/2023	AS STATED @ A1

Drawing number: **4049-02** Rev. **C**

DOLMAN
ARCHITECTURAL DESIGNERS BUILDING SURVEYORS
COST CONSULTANTS CDM PRINCIPAL DESIGNERS
Sussex House
Bath Road
Devizes
Wiltshire SN10 2AF
Tel: 01380 729456
Web: www.dolmansurveyors.co.uk
Email: info@dolmansurveyors.co.uk