BEFORE PROCEEDING.

4. IF ENCOUNTERED, DISCREPANCIES BETWEEN DRWGS./ SPECIFICATION/SCHEDULES, TO BE REFERRED TO THE ARCHITECTS FOR DECISION.

5. THIS DRAWING IS TO BE READ IN CONJUNCTION WITH THE TYPE WRITTEN CONSTRUCTION NOTES WHERE APPLICABLE.

REVISIONS:



EXISTING SOUTH ELEVATION

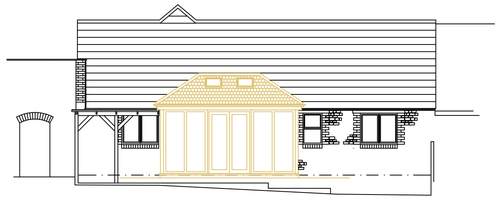

PROPOSED SOUTH ELEVATION

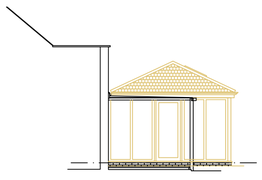

PROPOSED WEST ELEVATION

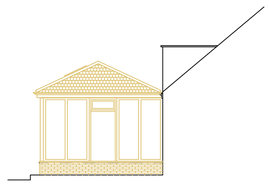

PROPOSED EAST ELEVATION

M 1:100
0 1,0 2,0 3,0 4,0 5,0 6,0 7,0 8,0 9,0 10,0 [m]

PROPOSED SUN ROOM FINISHED IN
ANTHRACITE PVCU FRAMES, CLEAR GLAZING
BLACK ENVIROTILE SIMULATED SLATE ROOFING

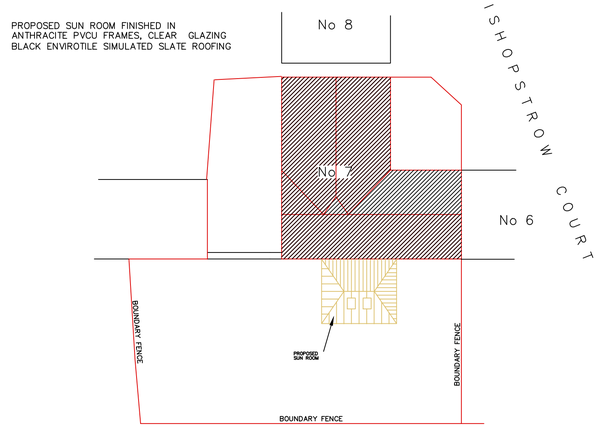

SITE PLAN 1:200

M 1:200
0 2,0 4,0 6,0 8,0 10,0 12,0 14,0 16,0 18,0 20,0 [m]

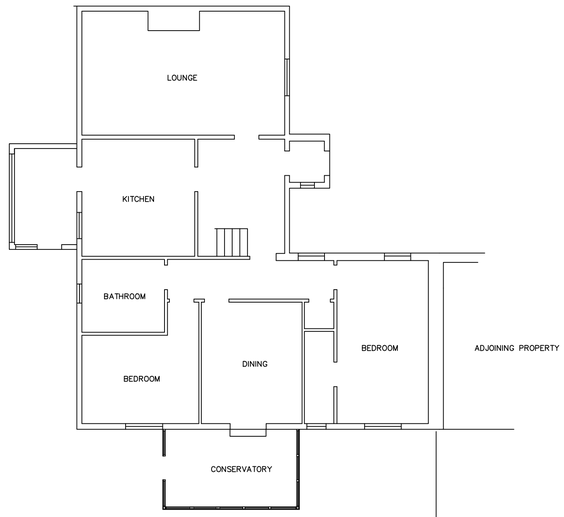

EXISTING FLOOR PLAN 1:100

M 1:100
0 1,0 2,0 3,0 4,0 5,0 6,0 7,0 8,0 9,0 10,0 [m]

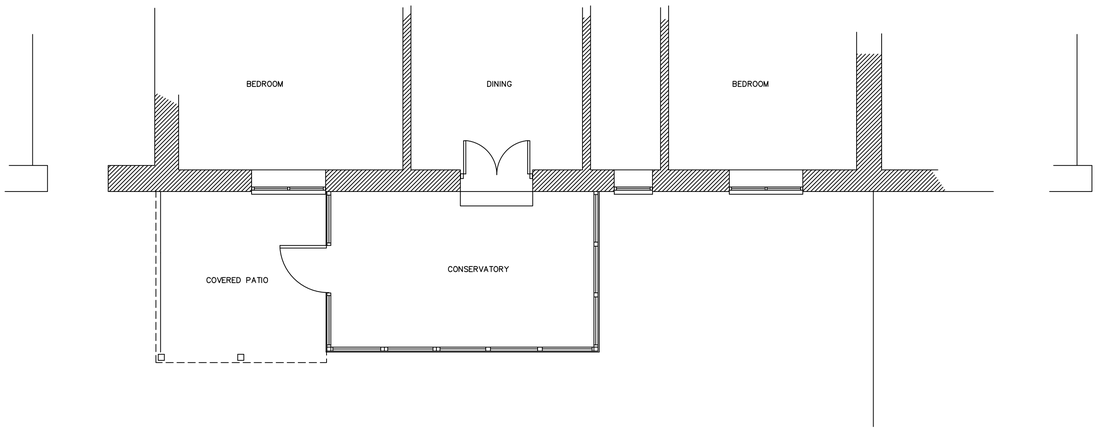

EXISTING PART FLOOR PLAN

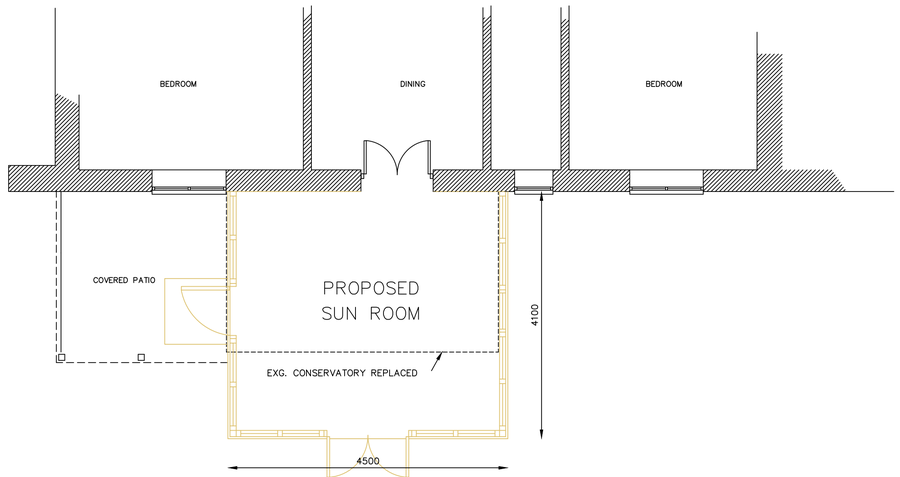

PROPOSED PART GROUND FLOOR PLAN

PROJECT
PROPOSED SUN ROOM
7 BISHOPSTROW COURT
BOREHAM
WARMINSTER
WILTS.

SCALE
1:50 1:100 1:200 @A1

DRAWN.

CHECKED

DRWG. TITLE
PLAN, ELEVATIONS & SITE