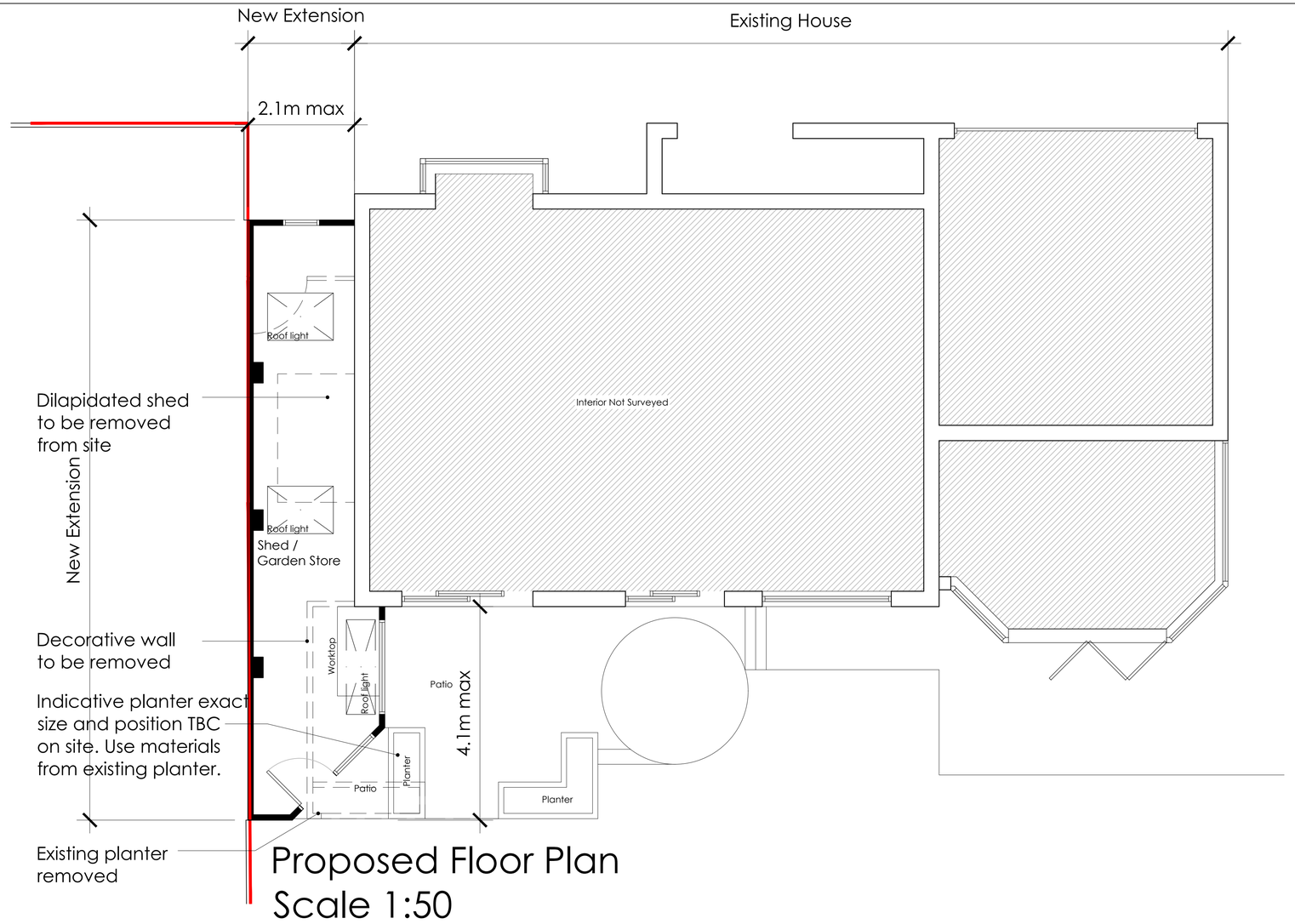

Proposed Floor Plan
Scale 1:50







NOTES:

All dimensions to be verified on site by Main Contractor before the start of any shop drawings or work whatsoever either on their own behalf or that of sub-contractors.

Report any discrepancies to the Contract Administrator at once.

This drawing is to be read with all relevant Architect's and Engineer's drawings and other relevant information.

© Funlab Ltd

1:50
0 0.5 1.0 1.5 2.5m

1:100
0 1 2 3 5m

N

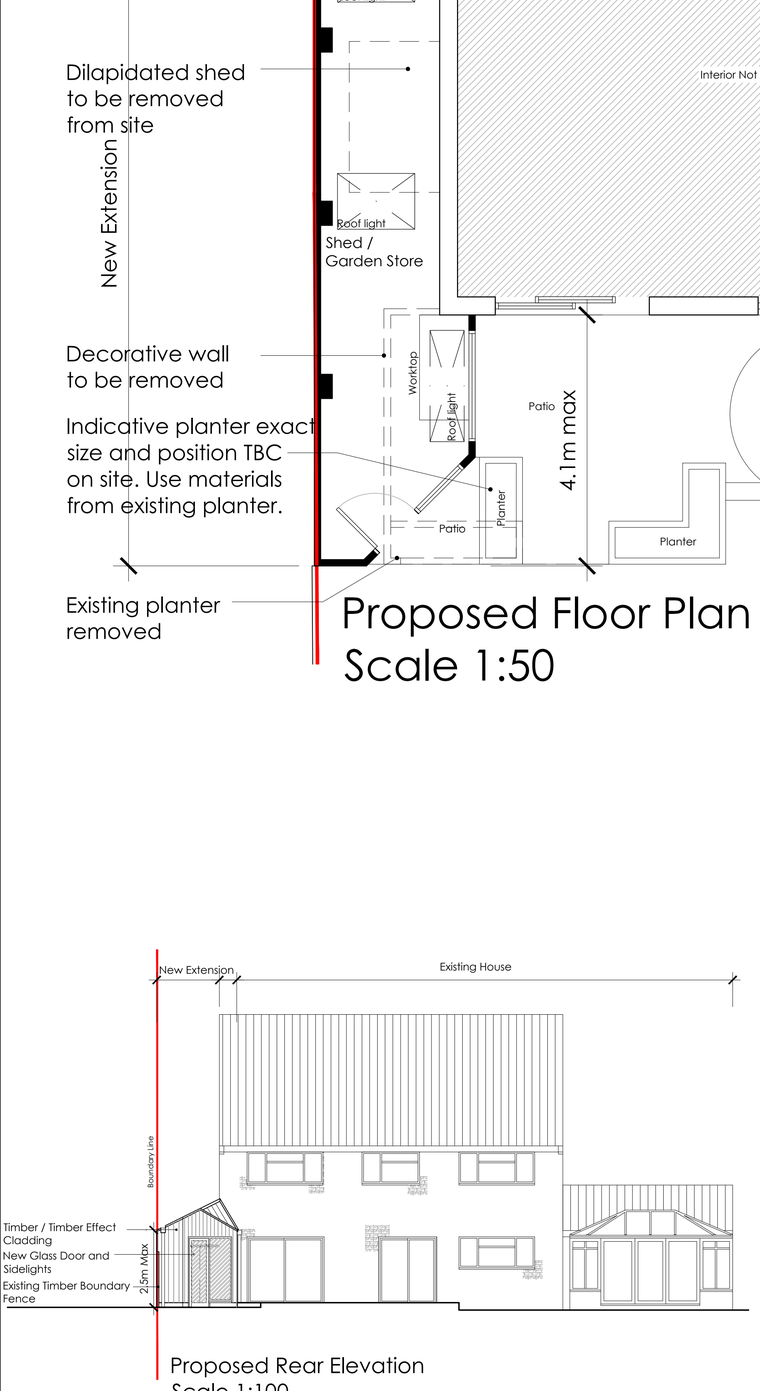

Proposed Rear Elevation
Scale 1:100



Proposed Front Elevation
Scale 1:100

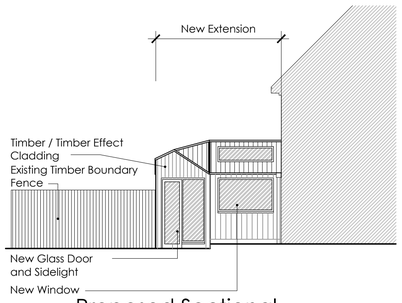

Proposed Sectional
Elevation
Scale 1:100

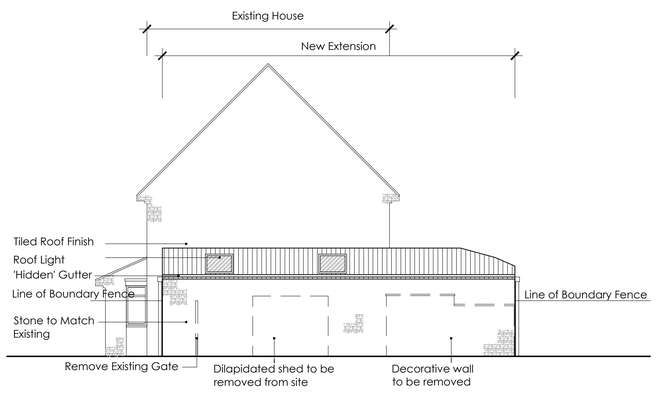

Proposed Side Elevation
Scale 1:100

Rev	Description	By	Date
A	Adapted as per client comments	LH	21.06.23

STAGE:
PLANNING

Fun:lab.
space • place • make

a: 17 Foundry Barton, Frome, Somerset, BA11 3HX
e: hi@funlabdesign.co.uk
i: www.funlabdesign.co.uk

CLIENT:
HARRISON
3 Boreham Close
Warminster
Wiltshire

SITE:
As Client

DRAWING:
Proposed Plans
Proposes Elevations_Massing Study

SCALE:	DATE:	BY:	CHECKED:
Shown	08/06/2023	LH	xx
PROJECT REF:	DRAWING No.:		REVISION:
23-1052	200		A