APPLICATION REFERENCE NO: 00/02958/REM

THE SCHEDULE

Name of Local Planning Authority: NORTH WILTSHIRE DISTRICT COUNCIL
Monkton Park, Chippenham, SN15 1ER

NAME & ADDRESS OF AGENT:

BRIEF DETAILS OF APPLICATION IN THE PARISH OF CHIPPENHAM:

DETAILS OF DESIGN & EXTERNAL MATERIALS OF PLANT BUILDING & ASSOCIATED WORKS

NAME & ADDRESS OF APPLICANT:

Scottish And Southern Energy Plc
Westacott Way
Littlewick Green
Maidenhead
Berkshire
SL6 3QB

LOCATION:

Chippenham Electricity Substation
Cocklebury Lane
Chippenham
Wiltshire

Decision

Application Dated: 11.12.2000 Application Registered: 11.12.2000
Application Approved: 07.02.2001

REFERENCE NUMBER OF OUTLINE PLANNING APPLICATION:

APPROVED

[redacted]

Head of Development Control

Date: 7th February 2001

PL102

NORTH WILTSHIRE DISTRICT COUNCIL
Town and Country Planning Act 1990

APPROVAL OF MATTERS RESERVED IN A PLANNING PERMISSION GRANTED ON AN OUTLINE APPLICATION

1. The Local Planning Authority HEREBY APPROVE the details submitted by the applicant in the application which is expressly incorporated herewith and is briefly described in the Schedule, being details which were reserved in an outline permission.

2. The expressions "the Local Planning Authority" and "the application" referred to above are those described in the Schedule.

NOTE: **This approval is not a planning permission** but must be read in conjunction with the outline planning permission and any conditions attached thereto. In particular, this approval relates only to the matters contained in the application and the applicant should obtain separate approval of any other matters reserved by the outline planning permission if he has not already done so.

(The Buildings Regulations may be applicable to this proposal. You are advised to contact Building Control before commencing work on site.)

00.02958 PCM.

Scottish and Southern Energy plc

Scottish & Southern Energy
Westacott Way
Littlewick Green
Maidenhead
Berkshire SL6 3QB

Telephone: 01628 584089
Facsimile: 01628 584469

Mr Robertson
Planning Department
North Wiltshire District Council
Marshfield Road
Chippenham
Wiltshire
SN15 1JN

Our reference: ET/PD/BN/Chip

Your reference:

8th December 2000

DEVELOPMENT CONTROL
11 DEC 2000
PASSED TO DATE REC

Application

Dear Mr Robertson

Re: Proposed Erection of a Plant Building and Associated plant
At: Chippenham Electricity Substation Cocklebury Lane Chippenham.

Further to my letter dated 31 Oct 00 please find enclosed:

4 copies of drawing no J0405-12-01-01 and J0404-12-01-02.

Giving details of the design and external appearance of the building for your approval, under class G.2 (d), Permitted Development under the provision of Part 17 of the Town and Country Planning (General Permitted Development) Order 1995.

For clarity I have outlined our site in red and the land within our ownership in blue.

Further to our conversation on the 6 Dec, thank you for confirming that no fees are applicable.

I look forward to receiving your approval in due course.

Yours sincerely

Brendan Noctor
Development Engineer

00/2958/REM

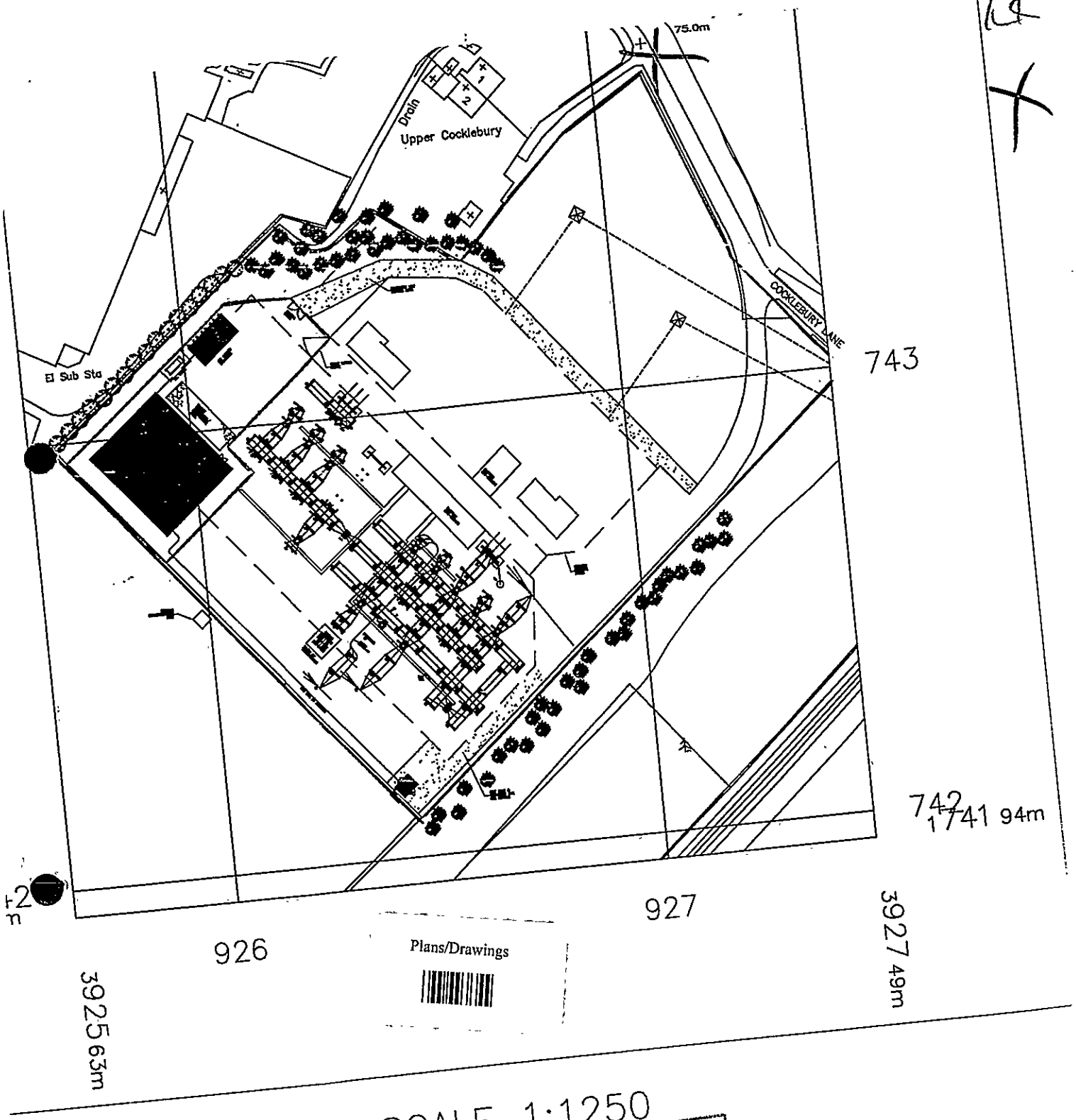

Plans/Drawings

SCALE 1:1250

I certify that I posted a Site Notice in the location(s) marked X on this plan.

Date: 20 DEC 2000

Signed. .....

DRAWING No.	J0405-12-01 SHEET 1 OF 2	DO NOT SCALE	IF IN DOUBT ASK	REMOVE ALL SHARP EDGES	ALL DIMENSIONS IN mm UNLESS OTHERWISE STATED



SCALE 1:250

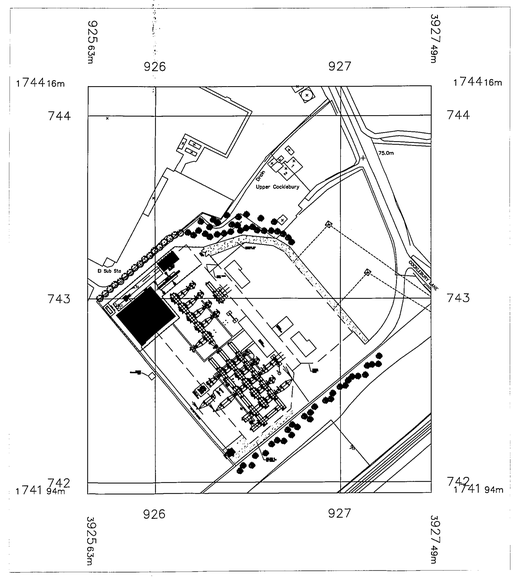

SCALE 1:1250

REVISION.	DESCRIPTION	DRAWN	CHK.	APP.	DATE.
C	ORIENTATION OF BUILDING ROTATED THRO' 90°	A.Mc.	GB	GB	19/02/01
B	PATH THROUGH BUILDING REMOVED	DE	GB	GB	04/12/00
A	FIRST ISSUE	A.Mc	G.B.	G.B.	29/11/00

MATERIAL

FINISH

Code	Comment	Action Required	Manuf.
IR	INFORMATION RECORD	FINAL ISSUE FOR INFORMATION ONLY. NO ACTION REQUIRED.	NO ACTION REQUIRED.
M	MANUFACTURE	INFORMATION RECORD. NO ACTION REQUIRED.	NO ACTION REQUIRED.
E	ERECTION	INFORMATION RECORD. NO ACTION REQUIRED.	NO ACTION REQUIRED.
IP	INSPECTION PURPOSES	ISSUED FOR INSPECTION.	NO ACTION REQUIRED.
EP	ENERGY PURPOSES	NO ACTION REQUIRED.	NO ACTION REQUIRED.

TITLE. CHIPPENHAM SITE OVERVIEW

CLIENT. SCOTTISH & SOUTHERN

SCALE. SEE NOTE | PAPER SIZE. A0 | THIS DRAWING WAS PRODUCED USING AUTO CAD LT97 | WEIGHT. N/A

CLARKE ENERGY LTD
POWER HOUSE, SENATOR POINT
SOUTH BOUNDARY ROAD
KNOWSLEY INDUSTRIAL PARK
LIVERPOOL L33 7RR
ENGLAND
Tel: 0151-546 4446

DATE DRAWN. 29 NOVEMBER 2000

DRAWN BY. A.McCOURT

ISSUE. C

DRAWING NO. J0405-12-01 SHEET 1 OF 2

DRAWING No.	J0405-12-01 SHEET 2 OF 2	DO NOT SCALE	IF IN DOUBT ASK	REMOVE ALL SHARP EDGES	ALL DIMENSIONS IN mm UNLESS OTHERWISE STATED

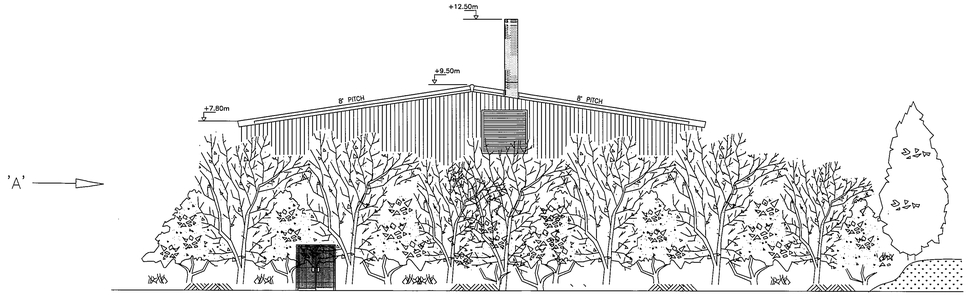

NORTH EAST FACE

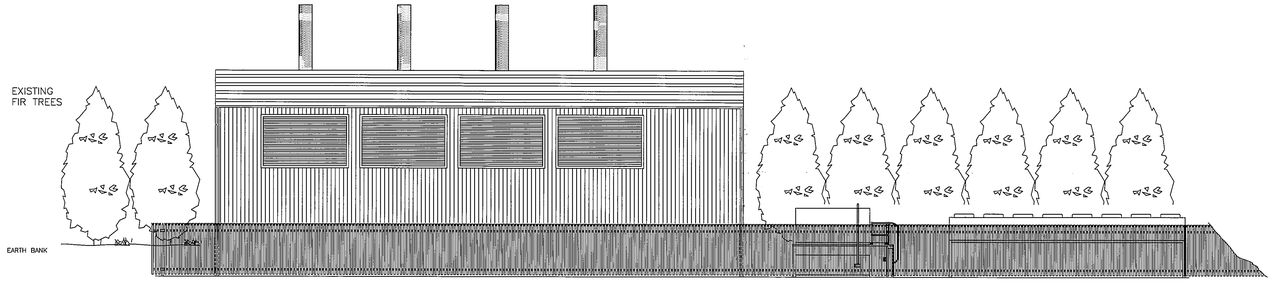

VIEW ON ARROW 'A' VIEW INSIDE SUB-STATION COMPOUND WITH SWITCHGEAR REMOVED FOR CLARITY

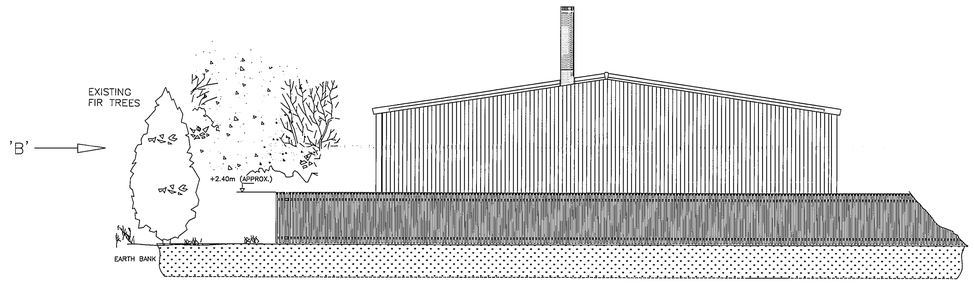

SOUTH WEST FACE

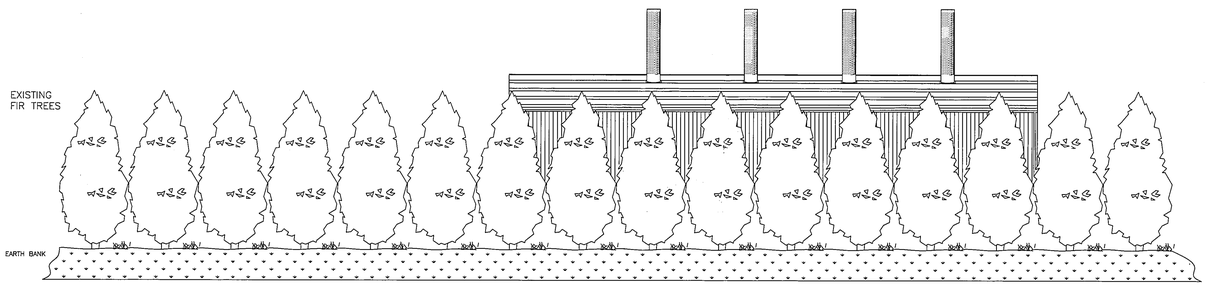

VIEW ON ARROW 'B'

EXTERNAL COLOUR SPECIFICATION

ENGINE HOUSE SUPERSTRUCTURE
TYPE : PLASTIC COATED PROFILED METAL CLADDING SHEETS
COLOUR : GOOSE WING GREY

VENTILATION GRILLES AND LOUVRES
TYPE : SHEET STEEL
FINISH : GOOSE WING GREY

EXTERNAL DOORS
TYPE : ACOUSTIC STEEL
FINISH : GOOSE WING GREY

METAL GUTTERING AND DOWNPIPES
TYPE : GUTTERING-METAL, DOWNPIPE-UPVC
COLOUR : GOOSEWING GREY

EXHAUST FLUES
TYPE : STAINLESS STEEL

RADIATOR COOLERS
COLOUR : GOOSE WING GREY

GAS GOVERNOR HOUSE
TYPE : GLASS REINFORCED PLASTIC KIOSK
FINISH : GOOSE WING GREY

TRANSFORMER COMPOUND FENCING
TYPE : 2.0m HIGH PALISADE FENCE
FINISH : GALVANIZED MILD STEEL

SECURITY FENCING
TYPE : 2.4m HIGH PALISADE SECURITY FENCE
FINISH : GALVANIZED MILD STEEL

SITE HARDSTANDING
TYPE : SINGLE SIZED STONE (<75mm)

GENERAL NOTE

VIEWS INDICATED ARE SHOWN WITH EXISTING TREES THAT ALREADY SURROUND THE COMPOUND ON 3 SIDES. ALSO WE HAVE REMOVED ALL PYLONS AND SWITCHGEAR FOR CLARITY.

REVISION.	DESCRIPTION	DRAWN	CHK.	APP.	DATE.
C	VIEWS AMENDED TO REPRESENT CHANGES TO ORIENTATION	A.Mc.	GB	GB	19/12/01
B	PERIMETER FENCE ELEVATION CHANGES FROM 4.0m TO 2.4m	DE	GB	GB	04/12/00
A	FIRST ISSUE	A.Mc.	G.B.	G.B.	29/11/00

MATERIAL

FINISH

Code	Comment	Action Required	Ref. No.
IR	INFORMATION REQUIRED	FOR ACTION OR COMMENT BY THE NAME	FOR ACTION OR COMMENT BY THE NAME
M	MANUFACTURE	MANUFACTURE AND DISTRIBUTE	MANUFACTURE AND DISTRIBUTE
E	EXECUTION	ASSEMBLY AND DISTRIBUTE	ASSEMBLY AND DISTRIBUTE
IP	INSPECTION PURPOSES	ISSUED FOR INSPECTION	ISSUED FOR INSPECTION
EP	EXHIBIT PURPOSES	AS SHOWN	NOT FOR MANUFACTURE

TITLE. CHIPPENHAM SITE OVERVIEW ELEVATIONS

CLIENT. SCOTTISH & SOUTHERN

SCALE. 1:100 | PAPER SIZE. A0 | THIS DRAWING WAS PRODUCED USING AUTO CAD LT97 | WEIGHT. N/A

CLARKE ENERGY LTD
POWER HOUSE, SENATOR POINT
SOUTH BOUNDARY ROAD
KNOWSLEY INDUSTRIAL PARK
LIVERPOOL L33 7RR
ENGLAND
Tel: 0151-546 4446

DATE DRAWN. 29 NOVEMBER 2000
DRAWN BY. A.McCOURT
ISSUE. C
DRAWING NO. J0405-12-01 SHEET 2 OF 2

00.02958.REM

DRAWING No.	J0405-12-01 SHEET 2 OF 2	DO NOT SCALE	IF IN DOUBT ASK	REMOVE ALL SHARP EDGES	ALL DIMENSIONS IN mm UNLESS OTHERWISE STATED

North Wiltshire District Council
The Planning Acts
Certified as a document to be operated into the decision made on
-7 FEB 2001
In respect of the application as submitted, or as amended, under the reference number shown herein.

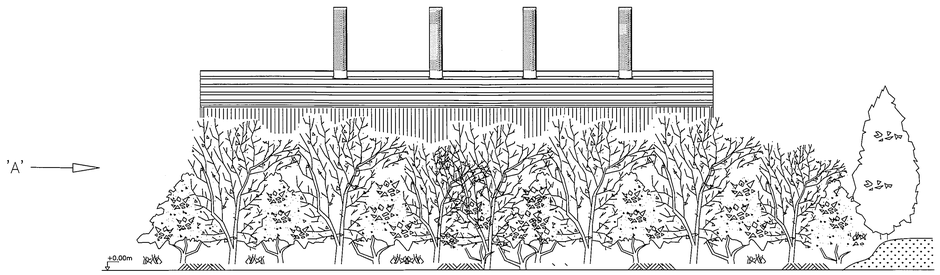

NORTH EAST FACE

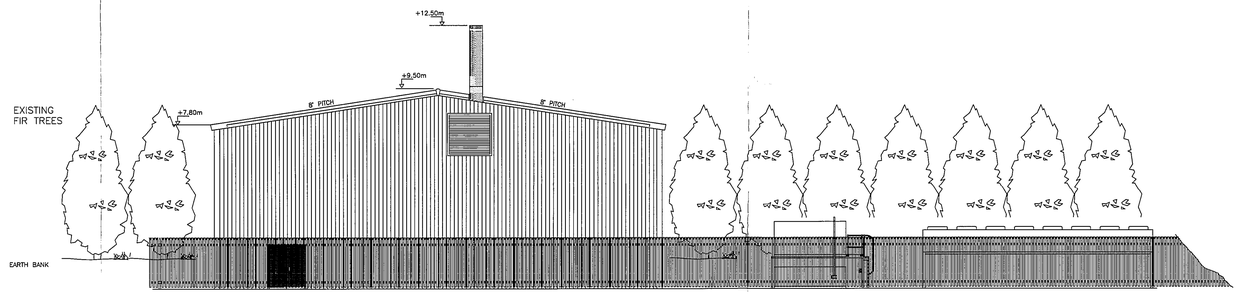

VIEW ON ARROW 'A' VIEW INSIDE SUB-STATION COMPOUND WITH SWITCHGEAR REMOVED FOR CLARITY

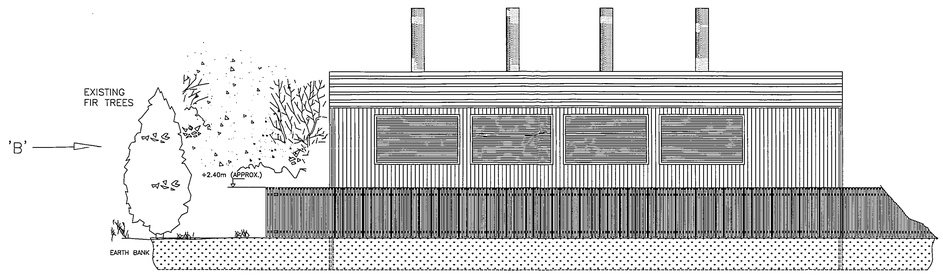

SOUTH WEST FACE

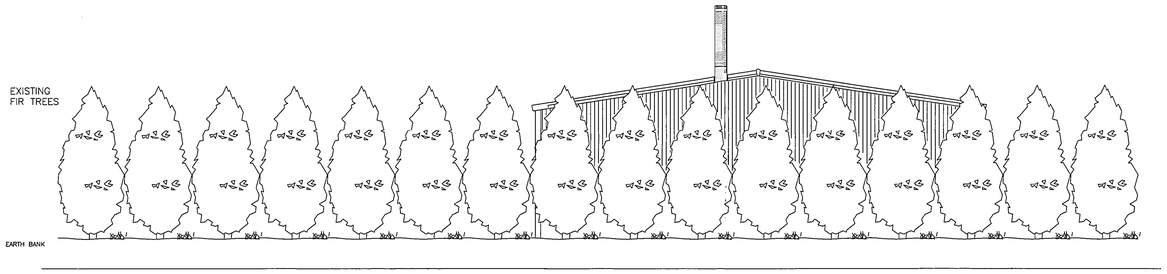

VIEW ON ARROW 'B'

EXTERNAL COLOUR SPECIFICATION

ENGINE HOUSE SUPERSTRUCTURE
TYPE : PLASTIC COATED PROFILED METAL CLADDING SHEETS
COLOUR : GOOSE WING GREY

VENTILATION GRILLES AND LOUVRES
TYPE : SHEET STEEL
FINISH : GOOSE WING GREY

EXTERNAL DOORS
TYPE : ACOUSTIC STEEL
FINISH : GOOSE WING GREY

METAL GUTTERING AND DOWNPIPES
TYPE : GUTTERING-METAL, DOWNPIPE-UPVC
COLOUR : GOOSEWING GREY

EXHAUST FLUES
TYPE : STAINLESS STEEL

RADIATOR COOLERS
COLOUR : GOOSE WING GREY

GAS GOVERNOR HOUSE
TYPE : GLASS REINFORCED PLASTIC KIOSK
FINISH : GOOSE WING GREY

TRANSFORMER COMPOUND FENCING
TYPE : 2.0m HIGH PALISADE FENCE
FINISH : GALVANIZED MILD STEEL

SECURITY FENCING
TYPE : 2.4m HIGH PALISADE SECURITY FENCE
FINISH : GALVANIZED MILD STEEL

SITE HARDSTANDING
TYPE : SINGLE SIZED STONE (<75mm)

GENERAL NOTE

VIEWS INDICATED ARE SHOWN WITH EXISTING TREES THAT ALREADY SURROUND THE COMPOUND ON 3 SIDES. ALSO WE HAVE REMOVED ALL PYLONS AND SWITCHGEAR FOR CLARITY.

DEVELOPMENT CONTROL
11 DEC 2000
PASSED TO

REVISION.	DESCRIPTION	DRAWN	CHK.	APP.	DATE.
B	PERIMETER FENCE ELEVATION CHANGED FROM 4.0m TO 2.4m	DE	GB	GB	04/12/00
A	FIRST ISSUE	A.Mc.			29/11/00

MATERIAL

FINISH

TITLE.	CHIPPENHAM SITE OVERVIEW ELEVATIONS
CLIENT.	SCOTTISH & SOUTHERN
SCALE.	1:100
PAPER SIZE.	A0
WEIGHT.	N/A
DATE DRAWN.	29 NOVEMBER 2000
DRAWN BY.	A.McCOURT
ISSUE.	B
DRAWING NO.	J0405-12-01-02 SHEET 2 OF 2

THIS DRAWING WAS PRODUCED USING AUTO CAD LT97

CLARKE ENERGY LTD
POWER HOUSE, SENATOR POINT
SOUTH BOUNDARY ROAD
KNOWSLEY INDUSTRIAL PARK
LIVERPOOL L33 7RR
ENGLAND
Tel: 0151-546 4446

00.02958. REM

DRAWING No.	J0405-12-01 SHEET 1 OF 2	DO NOT SCALE	IF IN DOUBT ASK	REMOVE ALL SHARP EDGES	ALL DIMENSIONS IN mm UNLESS OTHERWISE STATED

North Wiltshire District Council
The Planning Acts
Certified as a drawing incorporated
with the [illegible]
- 7 FEB 2001
in respect of the application as
submitted, or as amended, and/or
the advertisement dated [illegible]



SCALE 1:250

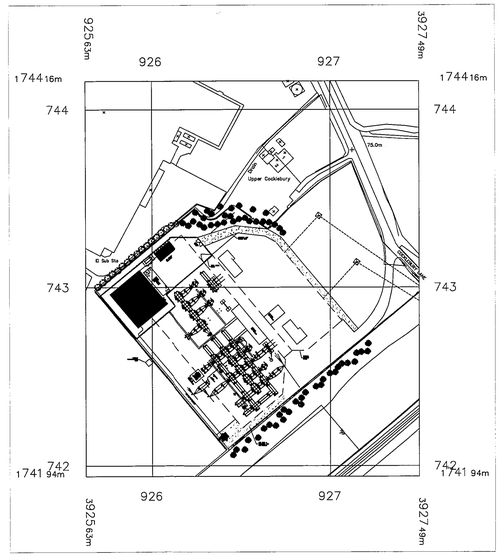

SCALE 1:1250

DEVELOPMENT CONTROL
11 DEC 2000
PASSED TO DATA INPUT

REVISION.	DESCRIPTION	DRAWN	CHK.	APP.	DATE.
B	PATH THROUGH BUILDING REMOVED	DE	GB	GB	04/12/00
A	FIRST ISSUE	A.Mc			29/11/00

MATERIAL

FINISH

TITLE.	CHIPPENHAM SITE OVERVIEW
CLIENT.	SCOTTISH & SOUTHERN
SCALE.	SEE NOTE
PAPER SIZE.	A0
WEIGHT.	N/A

THIS DRAWING WAS PRODUCED USING AUTO CAD 1397

Code	Comment	ALTER ISSUE No.	Issue/L
IR	INTERNAL REVIEW	ALL THE ABOVE TO BE USED AT DE MINIMIS	INITIAL ISSUE OR ANY ISSUE AFTER ANY CHANGE
M	MANUFACTURE	INCREASE ISSUE No. BY ONE	INITIAL ISSUE OR ANY ISSUE AFTER ANY CHANGE
E	ERECTION	ALL THE ABOVE TO BE USED AT DE MINIMIS	INITIAL ISSUE OR ANY ISSUE AFTER ANY CHANGE
IP	INFORMATION PURPOSES	TEXT ONLY CHANGE	ANY ISSUE
EP	PLANNING PURPOSES	ALTERATION AGREED	

CLARKE ENERGY LTD
POWER HOUSE, SENATOR POINT
SOUTH BOUNDARY ROAD
KNOWSLEY INDUSTRIAL PARK
LIVERPOOL L33 7RR
ENGLAND
Tel: 0151-546 4445

DATE DRAWN.	29 NOVEMBER 2000
DRAWN BY.	A.McCOURT
ISSUE.	B
DRAWING NO.	J0405-12-01 SHEET 1 OF 2