Refer to Building Regulation Drawings for Full Specifications - Please Note: We Recommend All Drainage is Surveyed

Copyright 2022

0m 1m 2m 3m 4m 5m

VISUAL SCALE 1:50 @ A1

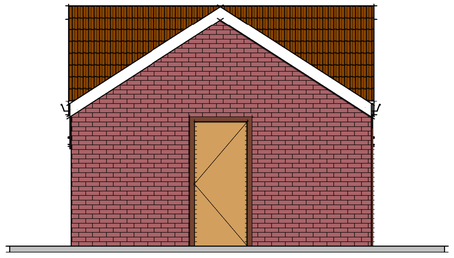

5 Left Side Elevation
1 : 50

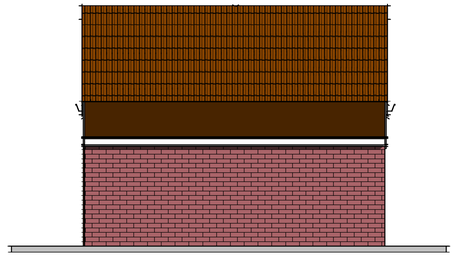

7 Right Side Elevation
1 : 50

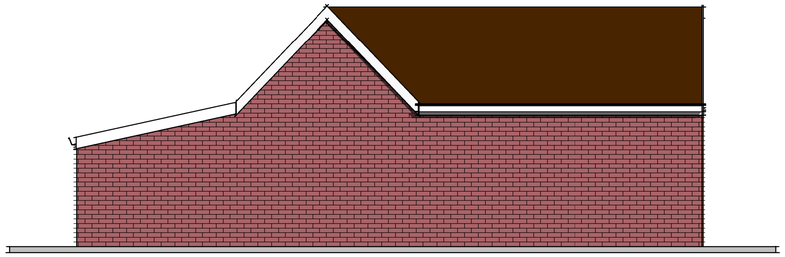

6 Rear Elevation
1 : 50

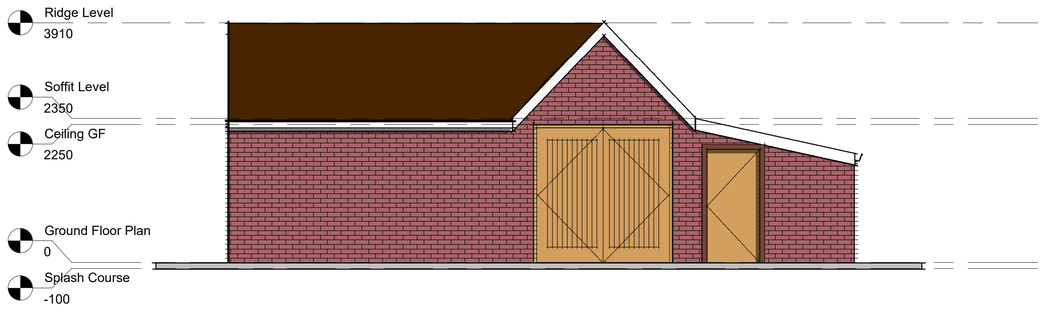

4 Front Elevation
1 : 50



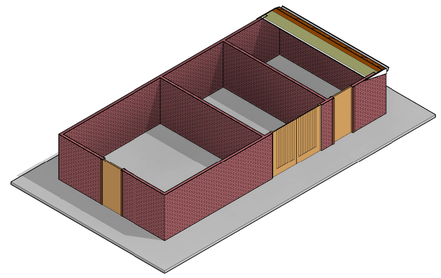

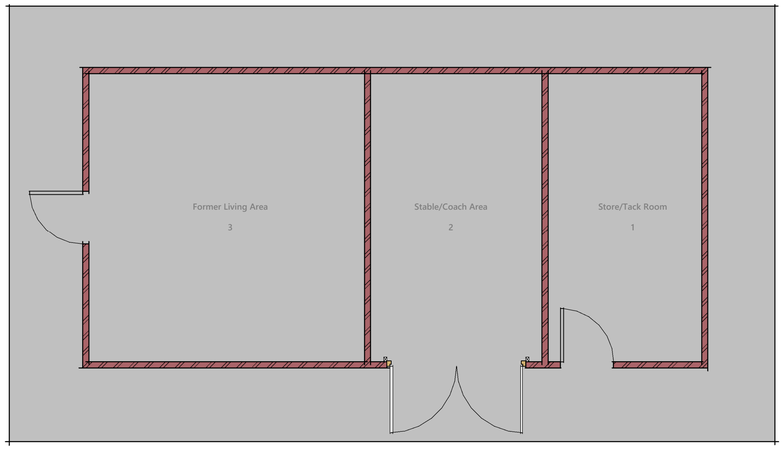

1 Ground Floor Plan
1 : 50

1 Single Power Socket
2 Double Power Socket
C Cooker Point
Unswitched Fused Spur
External Power Socket
Telephone Point
D Cat 6 Data Point
A Extract Vent

FIRE Fire Alarm Panel
SS Shaver Socket
SP Speaker Point
TV TV Aerial Point
FB Floor Box
FS—2 Floor Socket
P Passive Extract
M Mechanical Extract

Distribution Board
SD Smoke Detector
H Heat Detector
C Carbon Monoxide Detector
Extract fan
Underfloor heating control

Wall Structure Key:

- Cavity Wall: Render
- Cavity Wall: Face Brick
- Block Work: 100mm
- Studwork Wall: 75mm
- Metal Frame: 70mm
- Solid Brick Wall: 215mm
- Solid Block Wall: 215mm
- Structural Opening
- Walls Removed

Please note:
All drawings are for the purposes of planning only unless marked for construction.

All builders to site measure to confirm measurements.

Report all discrepancies to the person named below, do not proceed without instruction.

BRO take no responsibility should any drawing/s unless specified are used for building purposes and measurements aren't checked on site.

All drawings remain the property of BRO Architecture

Drainage Key

S	Storm Drainage
MH	Manhole
FD	Foul Drainage
SVP	Soil Vent Pipe
GP	Gulley Pot
RWP	Rainwater Pipe
AD	ACO Drain

Ducting Colour & Use

Red	Electric cable
Yellow	Gas Pipe
Blue	Water pipes
Green	Data/Comms
Grey	BT
Purple	Security - Cameras
Orange	Garden Lighting non Security

BRO ARCHITECTURE
DESIGNING YOUR DREAMS

DRAWING NUMBER:

E1-1

PROJECT NAME

New Build Annexe

SITE ADDRESS

22 Upper Seagry
SN15 5EX

CLIENT

Richard Pearce

DRAWN BY	CHECKED BY	DATE
SH	Client	17th March 22

SCALE (@ A1) 1 : 50

PROJECT NUMBER SH/BRO/170322-RP

DRAWING NAME Existing Elevation Plans

REV