

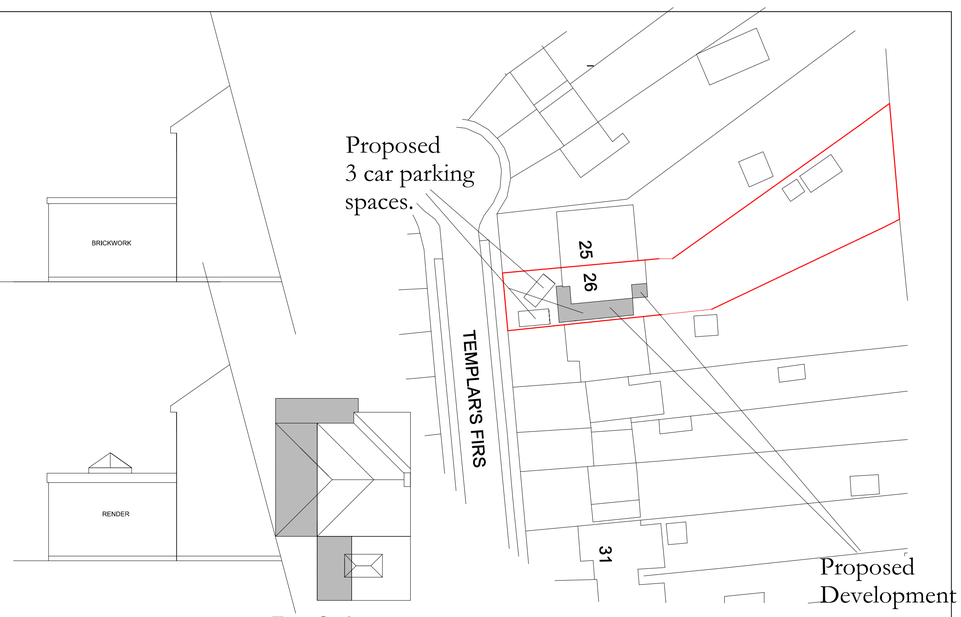

Roof plan
Scale 1:200

01 2 3 4 5 10 20 30

Block Plan Scale
1:500

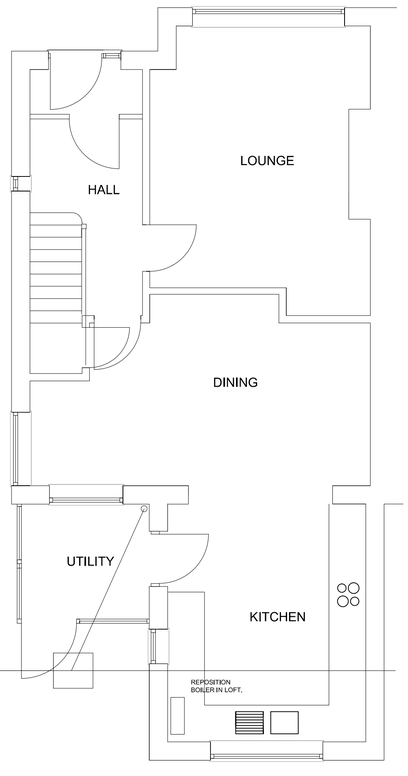

EXISTING GROUND FLOOR PLAN scale 1:50

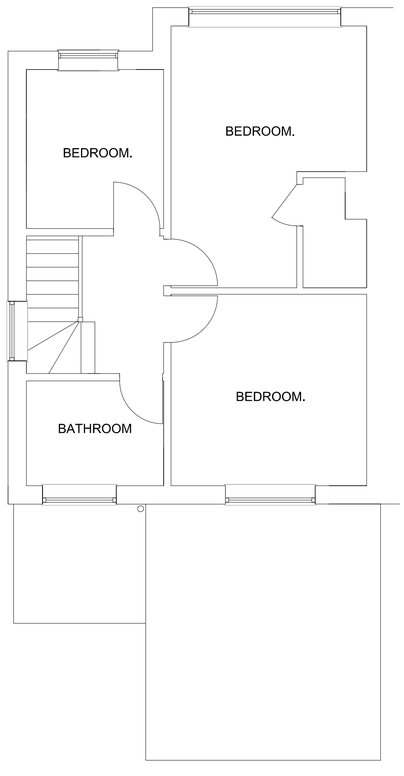

EXISTING 1ST FLOOR PLAN scale 1:50

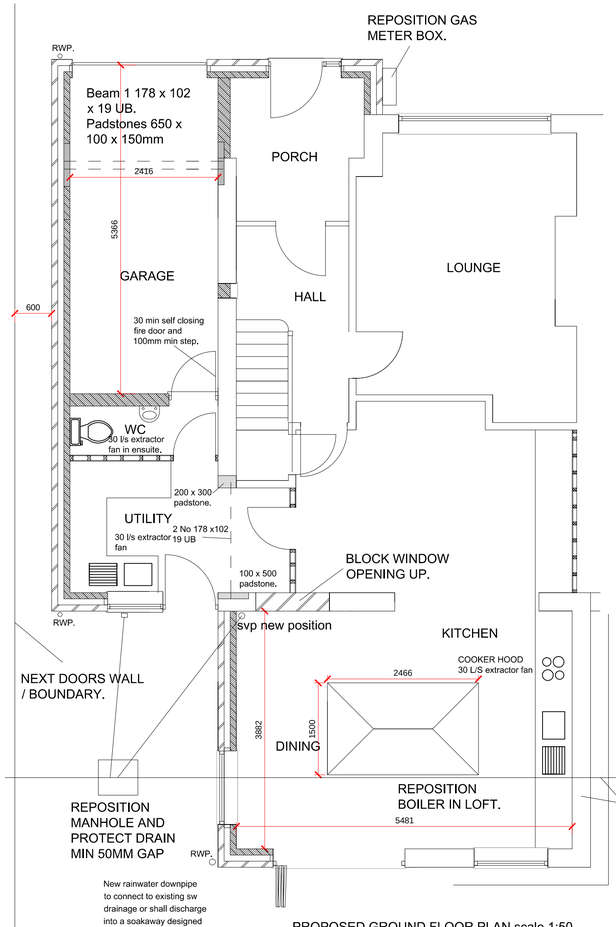

New rainwater downpipe to connect to existing sw drainage or shall discharge into a soakaway designed to BRE digest 365, unless agreed as technically not feasible, Design required before construction.

PROPOSED GROUND FLOOR PLAN scale 1:50

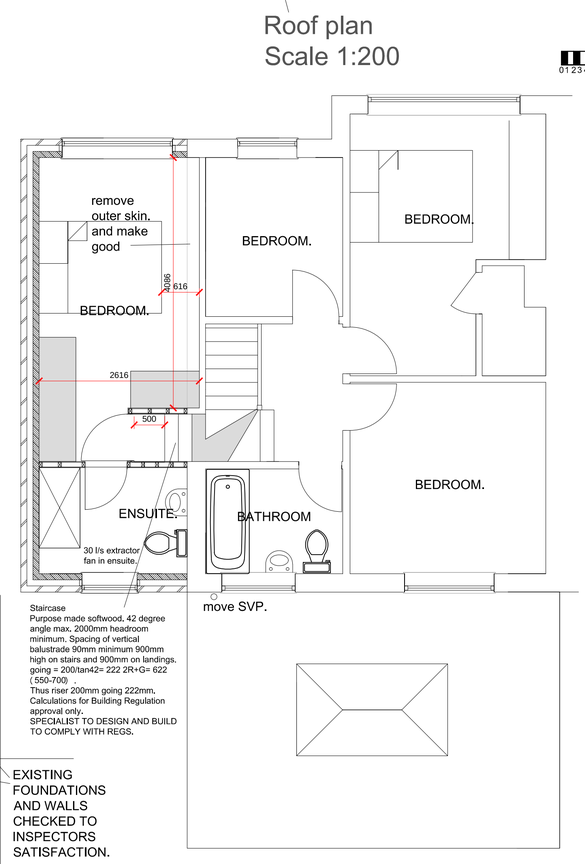

Staircase
Purpose made softwood, 42 degree angle max, 2000mm headroom minimum. Spacing of vertical balustrade 90mm minimum 900mm high on stairs and 900mm on landings. going = 200/tan42= 222 2R+G= 622 (550-700)
Thus riser 200mm going 222mm. Calculations for Building Regulation approval only.
SPECIALIST TO DESIGN AND BUILD TO COMPLY WITH REGS.

PROPOSED 1ST FLOOR PLAN scale 1:50

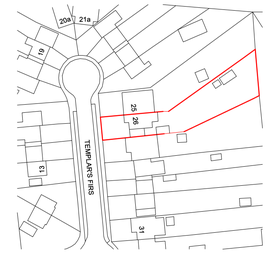

Location Plan
Scale 1:1250

NOTES

1. ALL DIMENSIONS ARE IN MILLIMETERS UNLESS STATED OTHERWISE
2. ALL DIMENSIONS TO BE CHECKED ON SITE BY THE CONTRACTOR PRIOR TO PREPARATION OF SHOP DRAWINGS, ORDERING MATERIALS OR COMMENCING WORKS.
3. THIS DRAWING HAS BEEN PREPARED SOLELY FOR THE PURPOSES OF OBTAINING EITHER PLANNING CONSENT OR BUILDING APPROVAL.

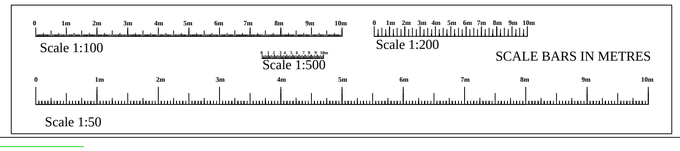

client
Mr and Mrs Cascarina.

SITE ADDRESS
26 Templars Firs
Wootton Bassett
Wilts
SN4 7EW

PROJECT
Proposed Single storey rear extension and 2 storey side extension.

Phil Rand
Cherry Tree House
Clardon lane
Purton.
Wiltshire
SN5 4HN
TEL 01793 771128

RAND PLANNING CONSULTANCY LTD

Drawn by	Phil Rand	Drawing No	01
Scales	1:500 1:100 1:50	Date	28th June 2023