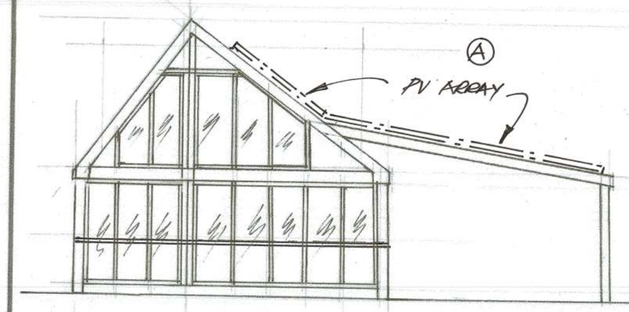

'WEST' ELEV.N.

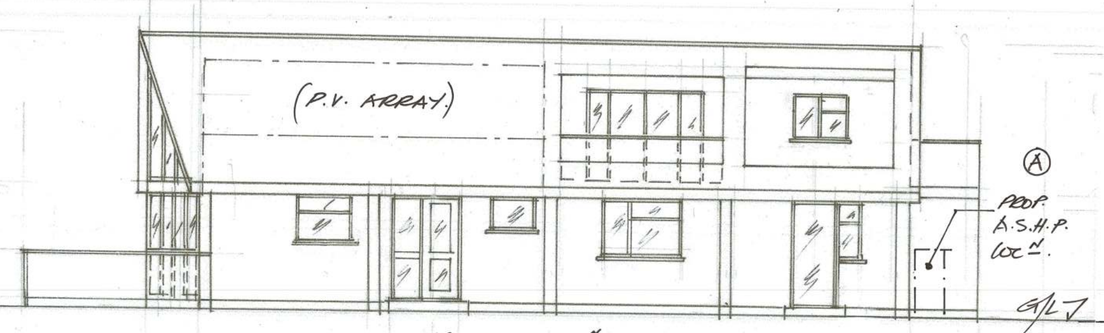

SOUTH ELEV.N

FOR EAST ELEV.N PLEASE SEE BELOW.

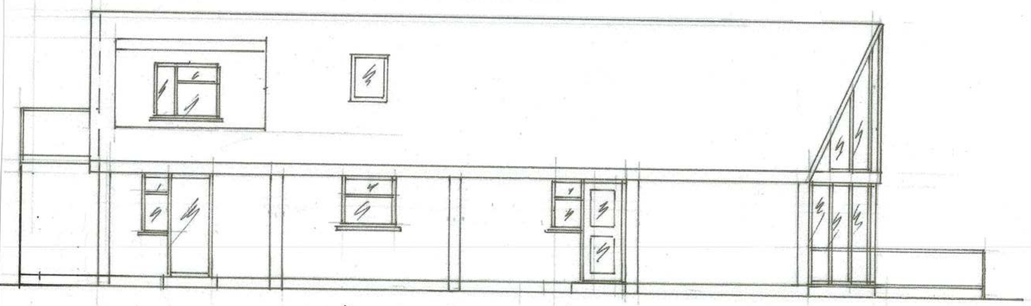

'NORTH' ELEV.N.

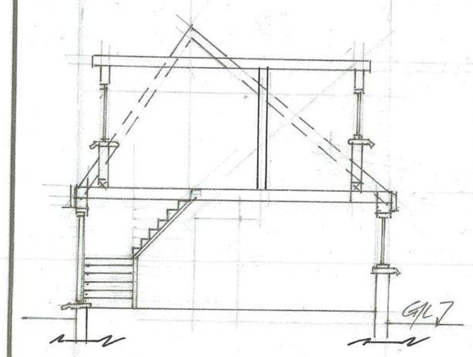

GEN. SECTION.
(DITTO FOR 2/3-BED.)

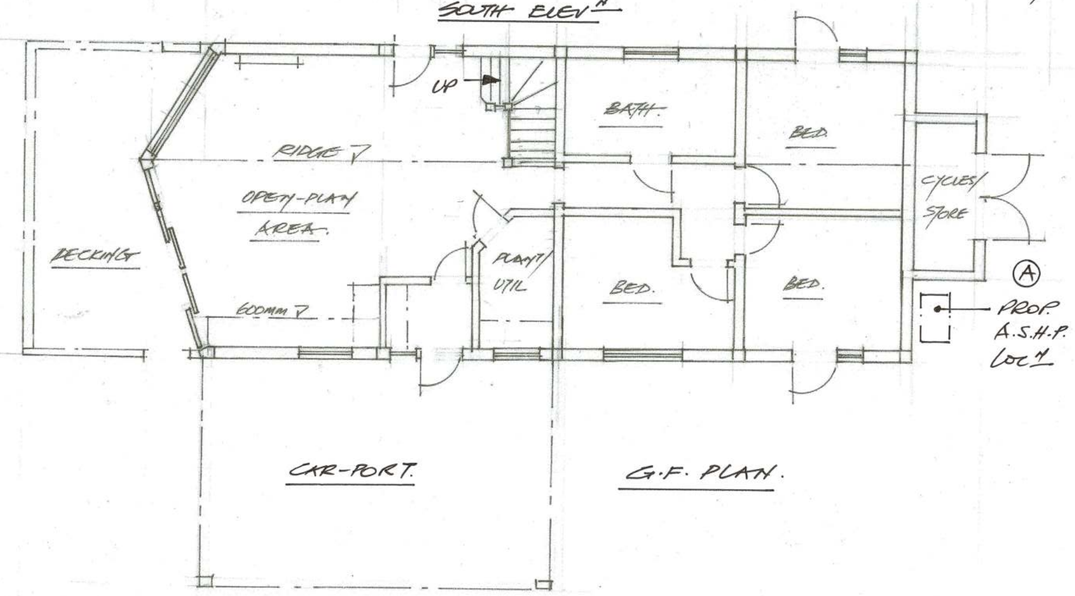

CAR-PORT. G.F. PLAN.

N.B. ALL ELEVNS & FLOOR PLANS ARE SCALE 1:100.

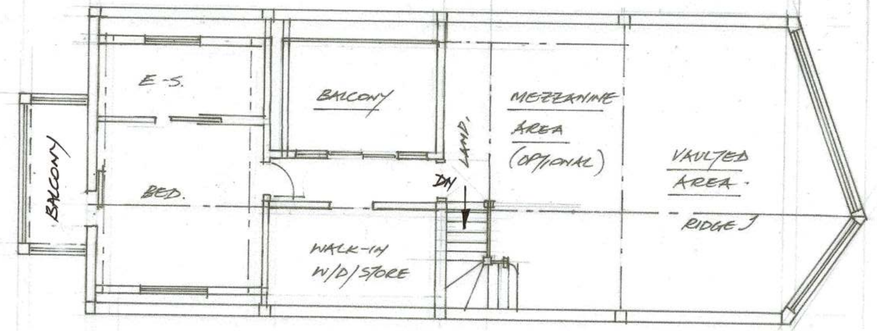

1ST. FLOOR PLAN.

SCALE BAR @ A1

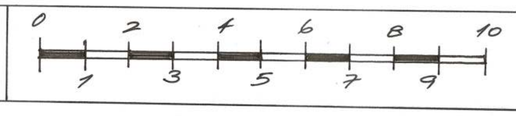

M @ A1.

3/4 BED. LODGE DETAILS. SCALE 1:100.

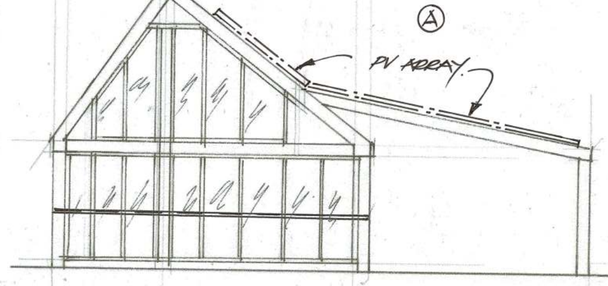

'WEST' ELEV.N.

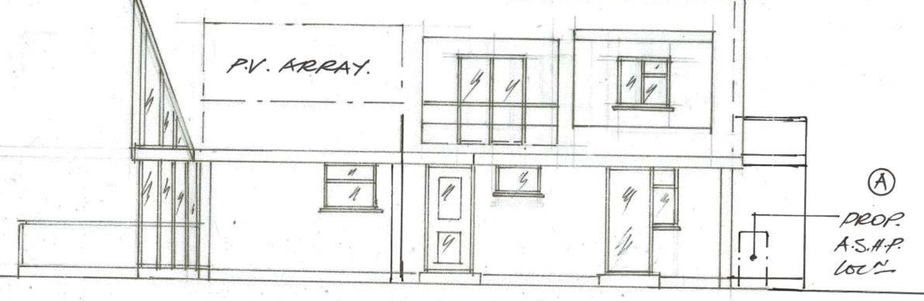

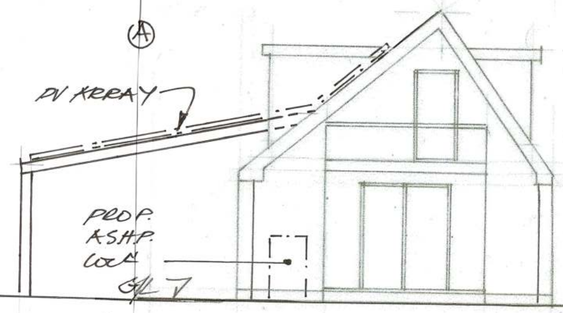

'EAST' ELEV.N.

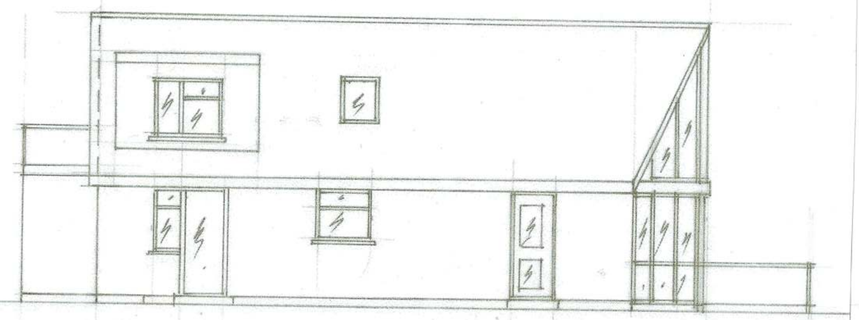

'NORTH' ELEV.N

3/3 BED. & 3/4 BED. TYPES.

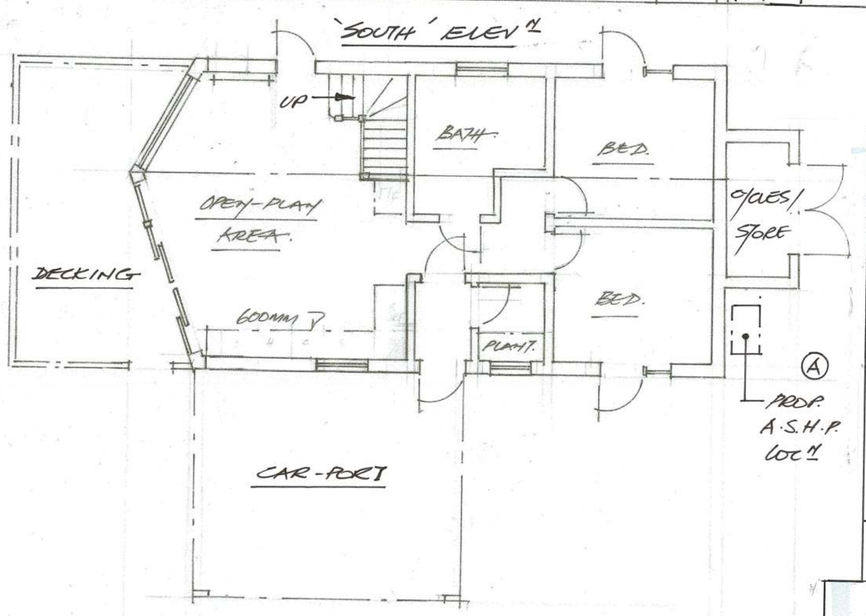

CAR-PORT

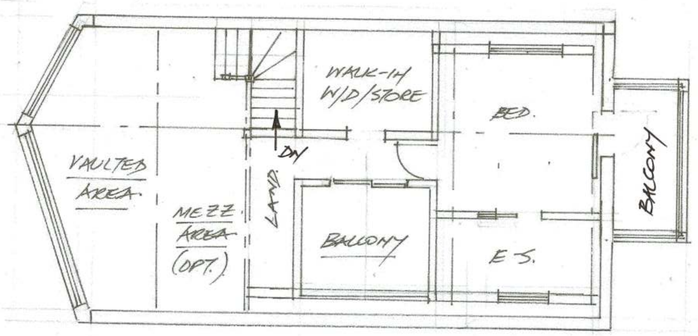



BASIC SCHEMATICS. - 3/4 BED. LODGE (N.T.S).



BASIC SCHEMATICS 2/3-BED. LODGE. (N.T.S.)

2/3 BED. LODGE DETAILS SCALE 1:100.

NOTES
All dimensions must be checked on site and not scaled from this drawing.

A	" — "	PROP. Loc.N A.S.H.P. ADDED.
A	MAY 2023	PV ARRAY WEST & EAST EL.N ADDED.
	Date	Revisions

© copyright

N.B. PLEASE READ THIS DRG. IN CONJUNCTION WITH DRG. DCD. 23/02/10 & D. & A. STATEMENT.

Client

Job Title
PROPOSED HOLIDAY LODGES & ASSOCIATED WORKS ON PART LAND DIVISION AT: SNG GHZ. O.S. CO-ORDS. (MID-SITE) REF 410,749 191,719.

Drawing Title
- PROPOSED ELEVATIONS.
- PROPOSED FLOOR PLANS
- GEN. SECTION.
- SCHEMATICS.

Scale 1:100. & N.T.S.

Date FEB. 2023 | Drawn by DJC

Drg. No. DCD. 23/02/11 | Rev. A

PENNINE DOS

841 x 594mm A1